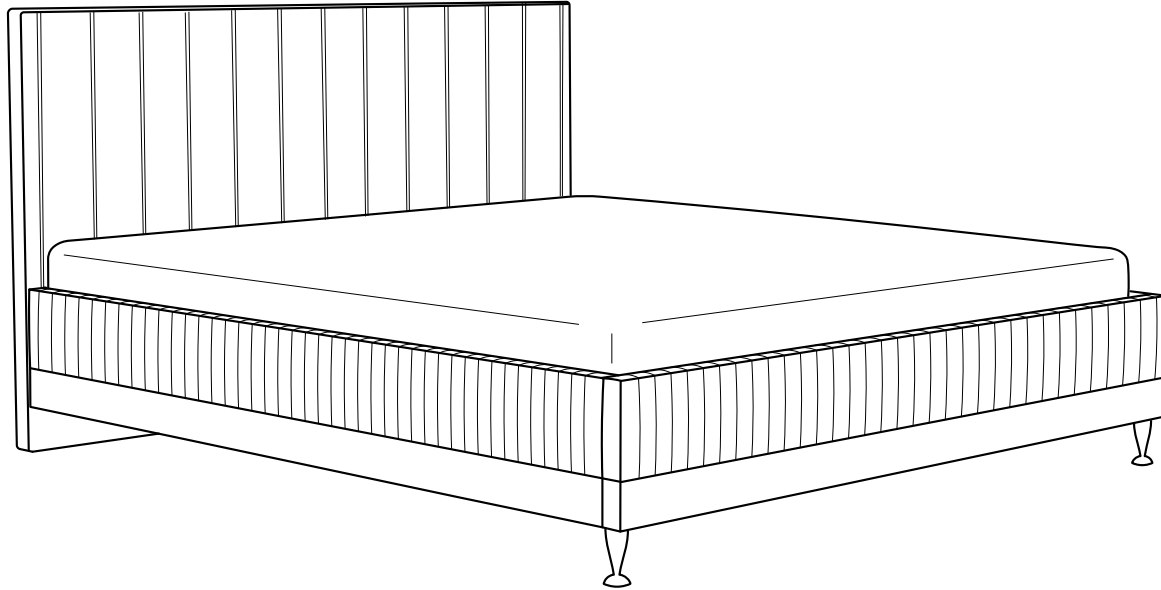


m
Materasso




EN

m
Materasso
For moments that matter...

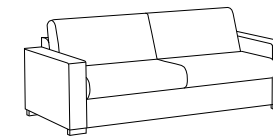


- 15 DAMIANI SET
- 17 CRISTAL SET
- 19 SPECTRA SET
- 21 CORONA SET
- 23 FRANCESCA LUX SET
- 25 SOUL SET




- 26 LINORA
- 29 ENZO
- 31 SANDRO
- 33 CHESS
- 35 ZINA
- 37 DUNA
- 39 CRISTAL
- 41 LA SPEZIA
- 43 DAMIANI
- 45 SOUL
- 47 CORIUM
- 49 FOREST
- 51 CHESTERFIELD
- 53 RHOMBUS
- 55 WILD
- 57 KINGSTONE
- 59 HONEY
- 60 MELVA

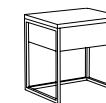
- 62 SPECTRA
- 64 HORIZONTAL
- 66 NAVY
- 68 ENIF
- 70 GEMINI
- 73 FRANCESCA LUX
- 75 CLAUDIA LUX
- 76 ALESIA
- 79 VEGA
- 81 BELLATRIX
- 82 ATLAS
- 84 CORONA
- 86 PARIS
- 88 VIENNA
- 90 NOBILIA
- 93 ARGENTINA
- 95 SIRIUS
- 97 VELORUM
- 99 CORIUM SLIDE
- 101 WALL
- 103 TWINS



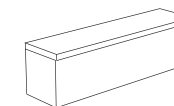
- 105 AMIRA
- 107 SIESTA
- 109 SOFABED BARI
- 111 SOFABED TORVI
- 113 SOFABED SINGLE
- 115 SOFABED DOUBLE



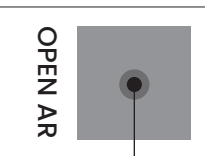
- 116 BOUDOIR MONT BLANC
- 117 MONT BLANC
- 118 BOSS
- 119 MOON
- 120 PUFF
- 122 BOUDOIR BREEZE
- 123 BREEZE
- 124 DE LUXE
- 125 MODERN
- 126 CUT
- 126 CASTELO
- 126 CROSS



- 127 VITO
- 127 PIETRO
- 128 NIMO
- 128 VITORIO L
- 128 VITORIO U
- 129 ANA
- 129 ANITA
- 130 INDUSTRY
- 130 HEAVY OAK
- 130 OAK
- 131 DAMIANI
- 131 CUBE



- 132 TABURET BENCH



Want to see how the bed would look in your room?

**USE THE OPEN AR FEATURE
AVAILABLE FOR SELECTED
MODELS!**

Just scan the QR code with your phone or tablet to view the bed directly at home – match it with your interior, explore it from all angles, and make sure it fits your style perfectly.



Materasso s.r.o. is a family-owned company that has been in the market for over 30 years.

In the Czech and European markets, and in recent years also in non-European markets, it is renowned for producing certified orthopedic mattresses, designer beds, interior accessories (such as ottomans, armchairs, and nightstands), and bedding accessories (including duvets, pillows, and mattress protectors).

Thanks to our continuously expanding product range, the use of high-quality materials, adherence to certified manufacturing processes, and excellent after-sales service, we continue to grow our base of satisfied customers—both individual clients and professionals, such as interior designers and hoteliers.

The bedroom is the most intimate and important space in your home.

It is a place of rest and relaxation for both your body and senses after a long day. Here, you regain strength and prepare for new challenges.

We understand that the centerpiece of every bedroom is the bed—it gives the room its soul and character. That's why our bed collection is distinguished not only by a solid construction and perfect craftsmanship but also by beautiful design, a wide selection of upholstery fabrics, and various color options.

Combined with our range of orthopedic mattresses, it provides the ultimate comfort and luxury. We place great emphasis on functionality and the ability to create bed models tailored exactly to your needs.

Thanks to a wide variety of shapes, designs, colors, and additional features, you will certainly find the perfect bed in our collection to complete your interior's style—transforming your bedroom into the coziest place in your home.

We build on a strong team of qualified experts with many years of experience in manufacturing orthopedic mattresses and beds, as well as on the quality of our products.

We offer the possibility to combine various sleeping systems with a rich selection of modern headboards in different designs and finishes.

Our production includes various types of bed frames, featuring either slim or robust side panels, as well as standard and custom-length beds. We also manufacture comfortable box spring beds, widely recognized from the hotel industry.

Customers can choose between beds with or without storage space. The selection of bed slats is also customizable—ranging from classic fixed slats to lift-up or electrically adjustable versions.

We continuously monitor new technologies and trends in interior design. Incorporating these innovations into our production has allowed us to create a comprehensive and aesthetically successful collection of beds and complete bedroom sets.

The design and style of our beds are further enhanced by the use of high-quality upholstery fabrics. Our collection includes not only fabrics with unique patterns and textures but also those with special easy-clean treatments, as well as materials resistant to liquid absorption and dirt.

Every bed in our collection, regardless of its frame type, can be customized with a selection of legs in various materials, shapes, and heights to perfectly match your vision.



Mattress Storage Options:

1. RECESSED MATTRESS SYSTEM:

The mattress is recessed into the bed frame, meaning the outer dimensions of the bed are larger than the mattress size.

This option is only possible with frame beds.



2. CORIUM SYSTEM:

The mattress is placed on a sleeping system (frame bed or box spring), with the outer dimensions of the mattress matching the dimensions of the bed's sleeping system.

BED SYSTEMS

Each bed system can be combined with any headboard and legs. You can choose from a wide range of high-quality upholstery fabrics.

For every bed, you can also order an ottoman, an armchair, or a footrest in the same fabric.

The heights of the sleeping systems are listed without legs. All beds within the children's and teenager program are available starting from a width of 90 cm.

The entire bed frame (excluding the headboard and slats) is packed in a cardboard box, making transport easier and providing better protection during handling.

All assembled joints in frame constructions use metric-thread bolts and nuts, allowing for easy and repeated assembly.

ABBREVIATIONS USED:

UP – Storage space
BV – Side lift mechanism
NV – Foot-end lift mechanism

NEW



BOXSPRING SLIDE

The boxspring is designed with a focus on maximum comfort and functionality. Thanks to the combination of pocket springs and a layer of PUR 35 foam in the top section, it provides optimal sleeping comfort. This combination ensures sufficient body support while maintaining flexibility, contributing to a relaxing and healthy sleep.

This boxspring is an ideal choice for those who appreciate the practicality of an integrated extra bed without compromising comfort. The linear sliding mechanism allows for easy and smooth operation. You can choose the mattress for the extra bed according to your preferences, with a maximum mattress height of 20 cm.

NEW



HIGHLIGHT

The box is upholstered in the same fabric as the bed's headboard, and the sleeping surface of the boxspring features a special ANTISLIP-treated fabric that securely holds the mattress in place, preventing any shifting.

The side panel height of the box is 10 cm.



BOXSPRING 22-32 CM

It is the most advanced bed system. Its popularity stems from its specific construction: the robust boxspring frame surrounds the spring core, providing a point-adaptive foundation under the mattress, improving its conforming properties and overall adaptability. This composition creates an exceptional double-contouring system that follows the natural shape of the body.

The boxspring is upholstered in the same fabric as the bed's headboard, and the sleeping surface of the boxspring features a special ANTISLIP-treated fabric that securely holds the mattress in place, preventing any shifting. The side panel height of the boxspring is either 22 or 32 cm. The mattress is not recessed into the bed frame but sits flush with the boxspring.



BOXSPRING UP LIFT MAXI

The UP MAXI 40, UP MAXI 100, and UP MAXI ELECTRIC are the perfect solution for those looking for a comfortable bed with the advantages of boxspring construction, enhanced by a large storage space within the bed. The boxspring construction minimizes the space requirements in the bedroom, allowing for a larger mattress compared to traditional bed types.

The storage space, without internal dividing partitions, offers an exceptionally large area with excellent access across its entire surface. The UP MAXI 40 boxspring can easily lift a mattress with a total weight of up to 40 kg. For heavier mattresses, the UP MAXI 100 system is designed. It features 4 hardware components and gas springs for easy lifting of the storage compartment lid along with heavy mattresses. The lifting mechanism in UP MAXI ELECTRIC is powered by an electric motor. The boxspring height is 32 cm.



UP WOOD

This bed is designed for those who need more storage space in the bedroom and also prefer a single partner mattress. The bed frame is available in thicknesses of 3, 5, or 8 cm, and heights of 30 or 35 cm.

It is equipped with a construction and slats made of solid beech wood. The frame features a front-lifting mechanism with pneumatic gas springs that make it easy to access the storage space, even with heavy mattresses.



UP METAL

This bed is designed for those who need more storage space in the bedroom and also prefer a single partner mattress. The bed frame is available in thicknesses of 3, 5, or 8 cm, and heights of 30 or 35 cm.

It is equipped with a special slatted bed base with a metal construction, which lifts from the front using hardware with pneumatic gas springs, allowing easy access to the storage space even with heavy mattresses. The metal frame of the slats is fitted with pre-tensioned slats. By removing the base of the storage space, you gain access to the entire area under the bed, which is especially useful for cleaning.



UP METAL LIFT-UP

An upgrade to the UP Metal, the METAL LIFT-UP facilitates access to the storage space at the head of the bed and also greatly simplifies changing the bed linens.

The METAL LIFT UP must be on a bed with heavier mattresses, otherwise it is difficult to handle.



UP BV | UP NV

The designer bed UP BV and UP NV (with adjustable headrests) is equipped with wooden lifting slatted bases. For this bed, it is recommended to use two separate mattresses to fully utilize the lifting slats.

The mattress is recessed 6 cm from the top edge of the side panel when using the METAL, DOBLE NV, and DOUBLE BV slats.

In the Corium version, the slats can be mounted at the height of the side panel's top edge, with the mattress supported by both the slats and the side panels. This configuration gives the bed a boxspring-like appearance, and the bed's width (including the side panels) will match the width of the mattress.



WITHOUT STORAGE SPACE

The designer bed is intended for those who do not require storage space within the bed. The bed frame is similar to that of the UP bed but does not include the attachments for the storage base.

This frame can accommodate all types of slatted bed bases under the mattress, from simple solid slatted bases to slatted bases in a frame, flexible slats, adjustable ones, and even models with continuous electric adjustment. This provides complete comfort during sleep and also for moments of active rest, such as reading. The frames are available in different side panel thicknesses: 3, 5, or 8 cm, and three heights: 15, 30, or 35 cm.



BOXSPRING MOBIL

The bed construction is identical to the Boxspring 22/32, enhanced with the function of continuous adjustment for the head, back, and legs using an electric motor with a controller. This type of bed does not have protruding side panels, and the adjustability allows for the best position for rest. There is a different position for sleeping, another for active rest (e. g., reading), and another for the regeneration of sore legs.

The Boxspring Mobil works ideally with mattresses made from cold foam, with anatomically cut cores, latex mattresses, as well as mattresses made from „lazy“ memory foam. These mattresses precisely conform to the slatted base shape when adjusted.

The boxspring height is 32 cm.

BED SETS, UPHOLSTERY FOR WALLS AND ACCESSORIES

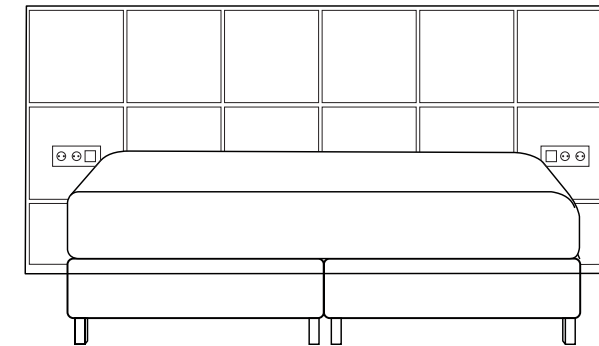
A new feature that is highly appreciated not only by interior designers and hoteliers but also increasingly by regular consumers is the option to order stools, nightstands, armchairs, or ottomans in the same upholstery fabric as the bed.

For those who already own a high-quality bed (such as a solid wood bed) and plan to elevate the interior of their bedroom, we offer the possibility to combine individual interior accessories in the same upholstery fabric, either with each other or matching with the upholstered wall behind the headboard. A SET (combination) of the bed and one or all of the mentioned interior accessories in the identical upholstery fabric enhances the overall impression of your bedroom, creating a desired feeling of elegance and luxury, reflecting your unique taste and preferences.

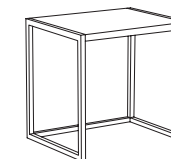
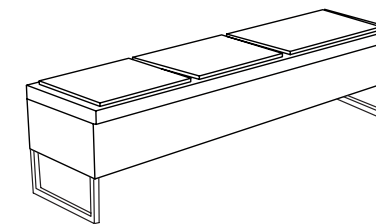




DAMIANI SET



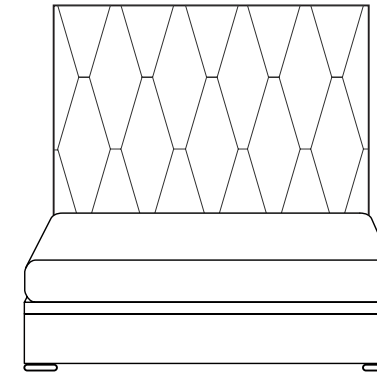
DAMIANI
(p. 43)



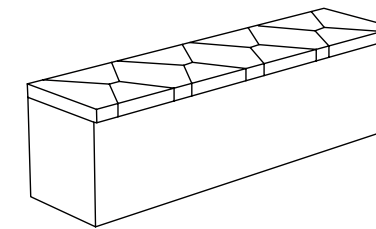
DAMIANI
(p. 131)



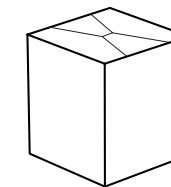
CRISTAL SET



CRISTAL
(p. 39)



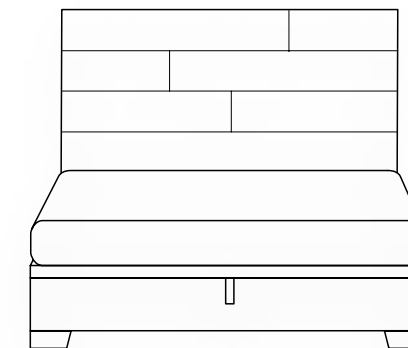
TABURET
No. 5 (p. 133)



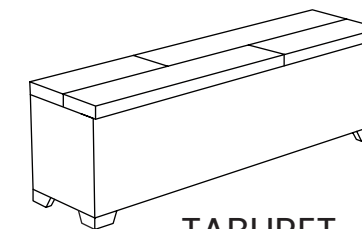
CUBE - CRISTAL
(p. 131)




SPECTRA SET



SPECTRA
(p. 62)



TABURET
No. 7 (p. 133)



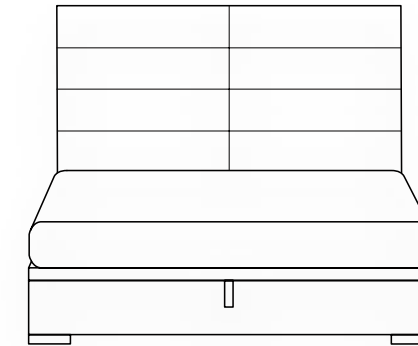
BREEZE
(p. 123)



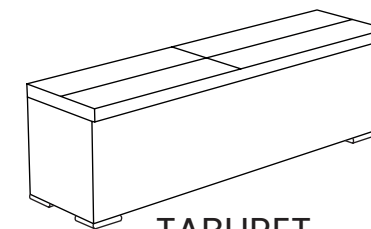
CUT
(p. 126)



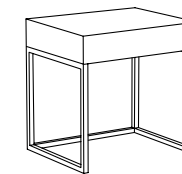
CORONA SET




CORONA
(p. 84)



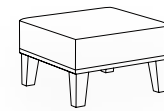
TABURET
No. 4 (p. 133)



INDUSTRY
(p. 130)



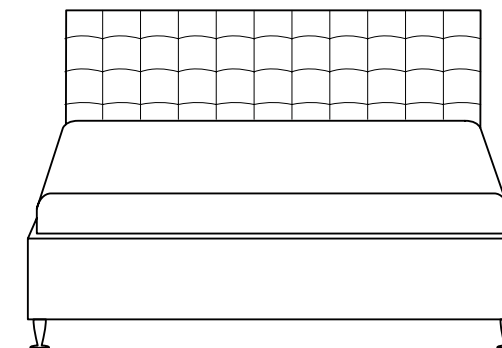
DE LUXE
(p. 124)



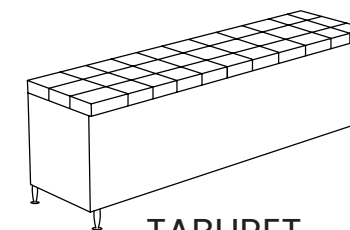
CASTELO
(p. 126)



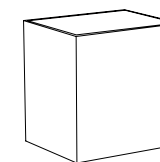
FRANCESCA LUX SET




FRANCESCA LUX
(p. 73)



TABURET
No. 12 (p. 133)



CUBE
(p. 131)




MODERN
(p. 125)



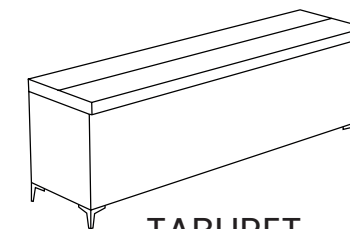
CROSS
(p. 126)



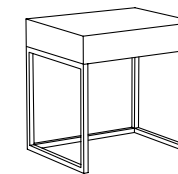
SOUL SET




SOUL
(p. 45)



TABURET
No. 1; 3 (p. 133)



INDUSTRY
(p. 130)



**BREEZE
MIRACH**
(p. 123)

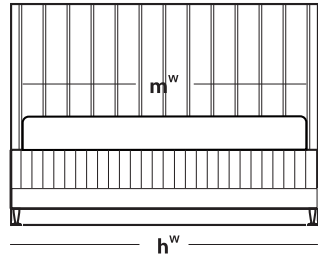
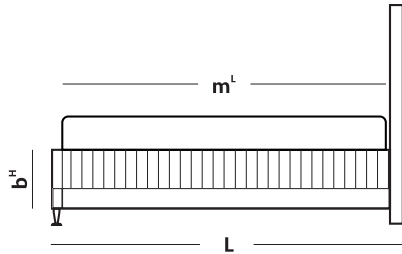
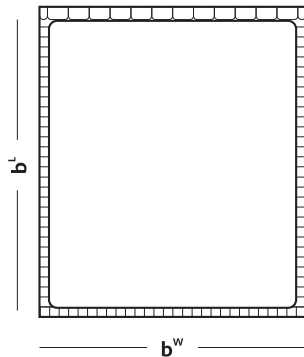


CROSS
(p. 126)

NEW

LINORA

| | L | b ^L | b ^W | b ^H | h ^W | h ^H | m ^L | m ^W (cm) |
|------------|-----|----------------|----------------|----------------|----------------|----------------|----------------|---------------------|
| DESING BED | 212 | 205 | 190 | 30 | 150 | 110 | 200 | 180 |



OPEN AR

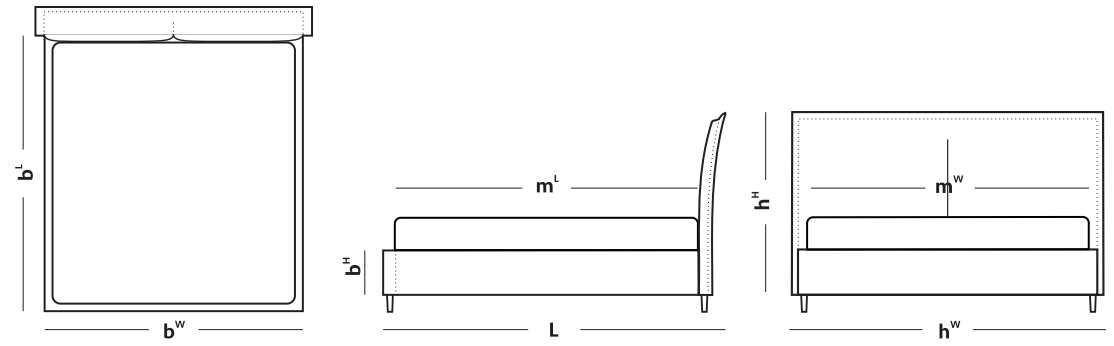


OPEN AR

ENZO

NEW

| | L | b ^L | b ^W | b ^H | h ^W | h ^H | m ^L | m ^W (cm) |
|------------|-----|----------------|----------------|----------------|----------------|----------------|----------------|---------------------|
| DESING BED | 223 | 205 | 190 | 30 | 206 | 113 | 200 | 180 |





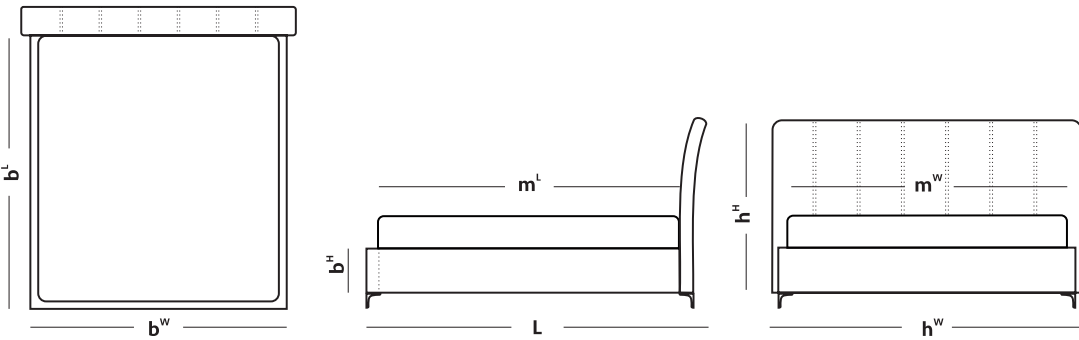
OPEN AR



SANDRO

NEW

| | L | b ^L | b ^W | b ^H | h ^W | h ^H | m ^L | m ^W (cm) |
|------------|-----|----------------|----------------|----------------|----------------|----------------|----------------|---------------------|
| DESING BED | 223 | 205 | 190 | 30 | 200 | 110 | 200 | 180 |

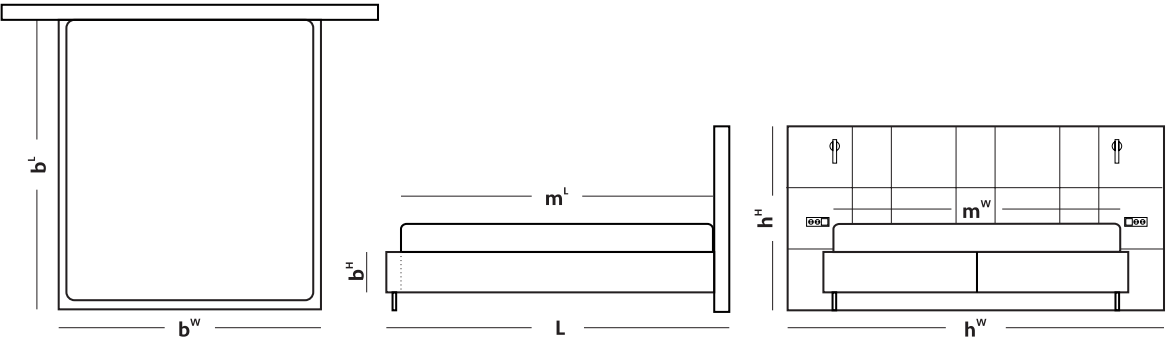




CHESS

NEW

| | L | b ^L | b ^W | b ^H | h ^W | h ^H | m ^L | m ^W (cm) |
|------------|-----|----------------|----------------|----------------|----------------|----------------|----------------|---------------------|
| DESING BED | 211 | 205 | 190 | 30 | 270 | 130 | 200 | 180 |





OPEN AR

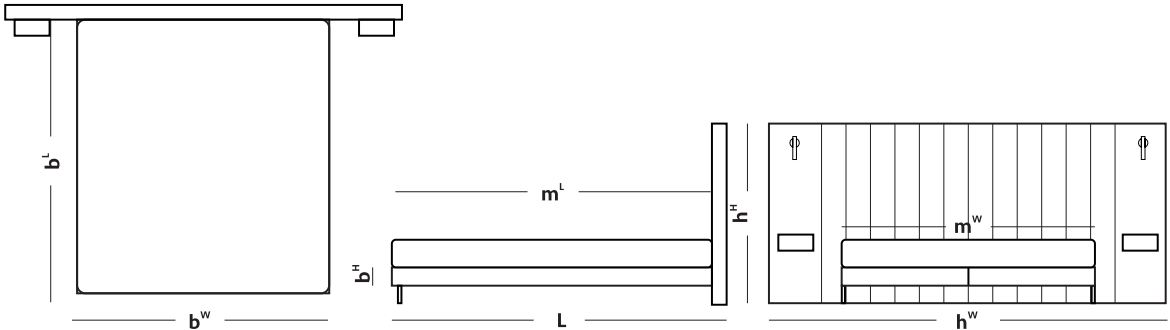


ZINA

NEW

DESING BED

| L | b ^L | b ^w | b ^H | h ^w | h ^H | m ^L | m ^w (cm) |
|-----|----------------|----------------|----------------|----------------|----------------|----------------|---------------------|
| 204 | 200 | 180 | 10 | 316 | 139 | 200 | 180 |





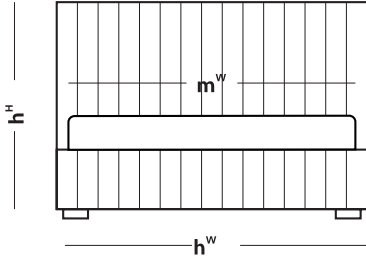
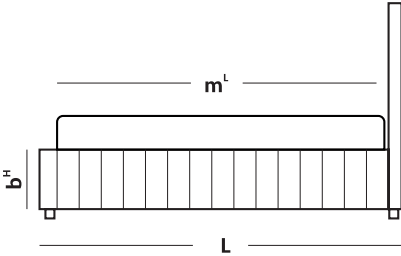


DUNA

NEW

| | L | b ^L | b ^W | b ^H | h ^W | h ^H | m ^L | m ^W (cm) |
|------------|-----|----------------|----------------|----------------|----------------|----------------|----------------|---------------------|
| DESING BED | 211 | 205 | 190 | 30 | 190 | 111 | 200 | 180 |

Taburet
(p. 133)

No. 10





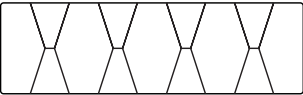
CRISTAL

Maxi Elektro 32

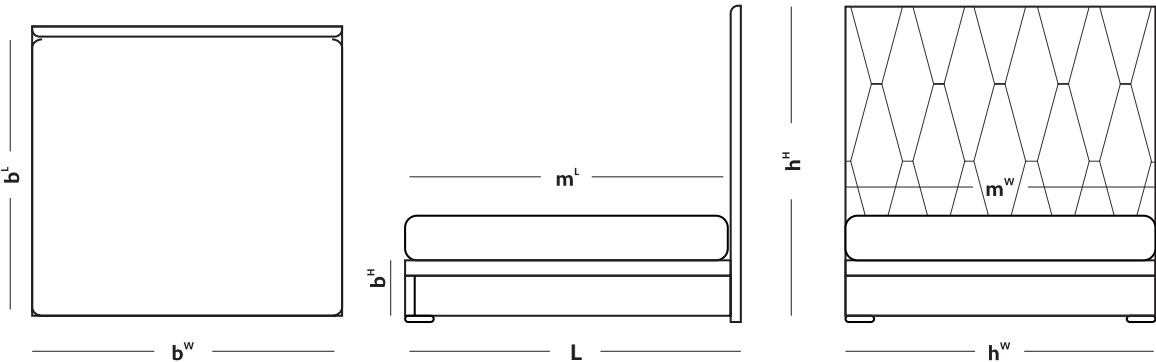
| L | b ^L | b ^W | b ^H | h ^W | h ^H | m ^L | m ^W (cm) |
|-----|----------------|----------------|----------------|----------------|----------------|----------------|---------------------|
| 208 | 200 | 180 | 32 | 180 | 160 | 200 | 180 |

Taburet
(p. 133)

No. 5



No. 1



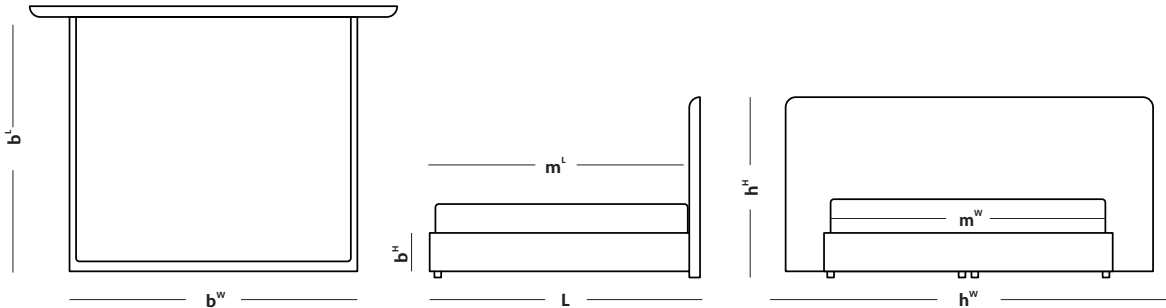


LA SPEZIA

| | L | b ^L | b ^W | b ^H | h ^W | h ^H | m ^L | m ^W (cm) |
|------------|-----|----------------|----------------|----------------|----------------|----------------|----------------|---------------------|
| DESING BED | 213 | 203 | 186 | 35 | 246 | 135 | 200 | 180 |

Taburet
(p. 133)

No. 1

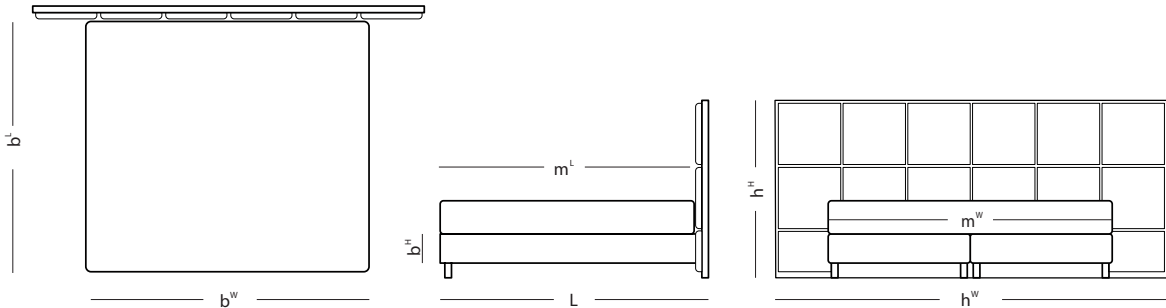





DAMIANI

| | L | b ^L | b ^W | b ^H | h ^W | h ^H | m ^L | m ^W (cm) |
|--------------|-----|----------------|----------------|----------------|----------------|----------------|----------------|---------------------|
| BOXSPRING 22 | 207 | 200 | 180 | 22 | 272 | 122 | 200 | 180 |

Taburet
(p. 132)





OPEN AR

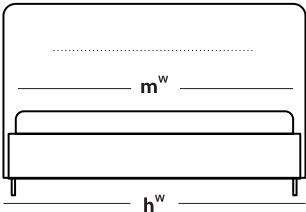
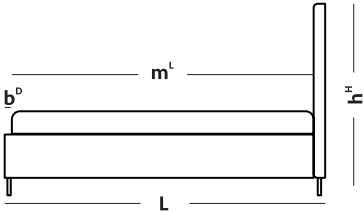



SOUL

| | L | b ^L | b ^W | b ^H | b ^D | h ^W | h ^H | m ^L | m ^W (cm) |
|-------------|-----|----------------|----------------|----------------|----------------|----------------|----------------|----------------|---------------------|
| DESING BED | 216 | 205 | 190 | 35 | 5 | 196 | 120 | 200 | 180 |
| TYPE CORIUM | 211 | 200 | 180 | 35 | 5 | 186 | 120 | 200 | 180 |

Taburet
(p. 133)

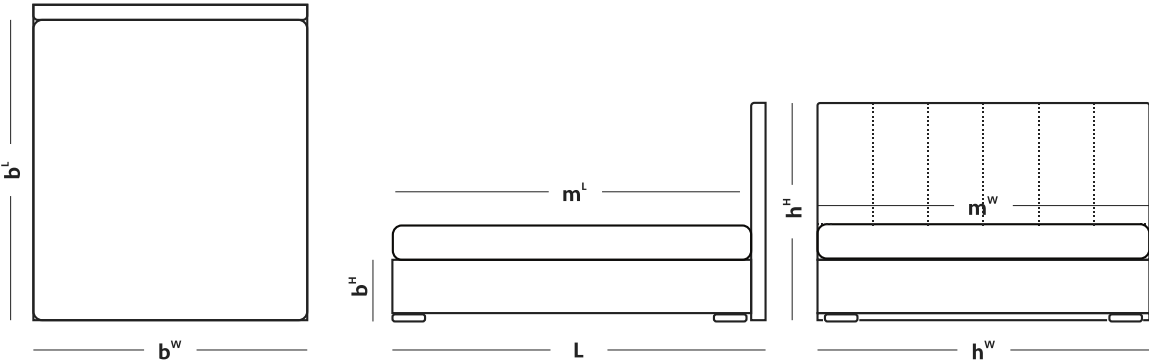
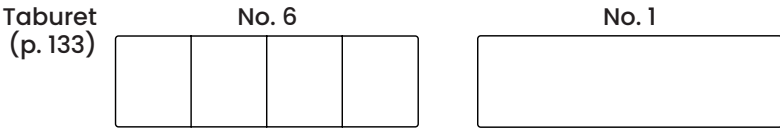
No. 1





CORIUM

| | L | b ^L | b ^W | b ^H | h ^W | h ^H | m ^L | m ^W (cm) |
|------------|-----|----------------|----------------|----------------|----------------|----------------|----------------|---------------------|
| DESING BED | 209 | 200 | 180 | 30 | 180 | 150 | 200 | 180 |
| CORIUM | 209 | 200 | 160 | 30 | 160 | 150 | 200 | 160 |





OPEN AR



FORREST

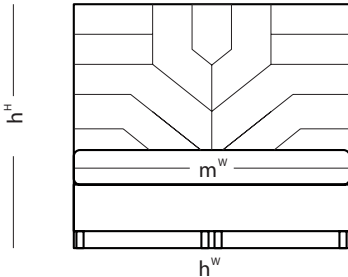
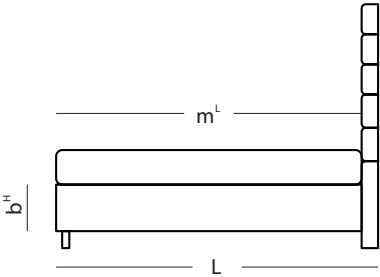


| | L | b ^L | b ^W | b ^H | h ^W | h ^H | m ^L | m ^W (cm) |
|--------------|-----|----------------|----------------|----------------|----------------|----------------|----------------|---------------------|
| BOXSPRING 32 | 208 | 200 | 180 | 32 | 180 | 160 | 200 | 180 |
| | 208 | 200 | 160 | 32 | 160 | 160 | 200 | 160 |

Taburet
(p. 133)

No. 1



No. 18





OPEN AR



CHESTERFIELD

BOXSPRING 22

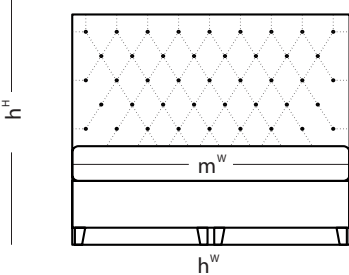
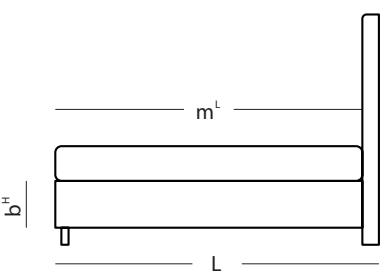

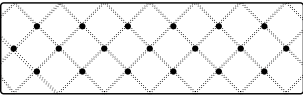
| L | b ^L | b ^W | b ^H | h ^W | h ^H | m ^L | m ^W (cm) |
|-----|----------------|----------------|----------------|----------------|----------------|----------------|---------------------|
| 213 | 200 | 180 | 22 | 180 | 143 | 200 | 180 |
| 213 | 200 | 160 | 22 | 160 | 143 | 200 | 160 |

Taburet
(p. 133)

No. 1



No.17



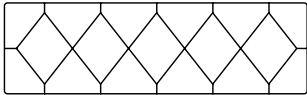


RHOMBUS

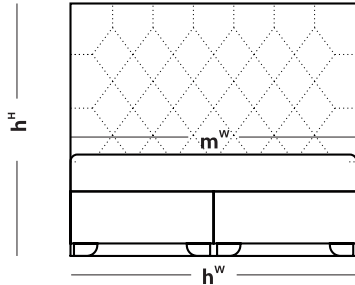
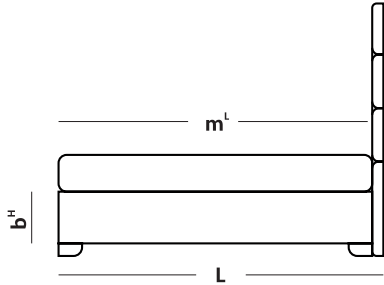

| | L | b ^L | b ^W | b ^H | h ^W | h ^H | m ^L | m ^W (cm) |
|--------------|-----|----------------|----------------|----------------|----------------|----------------|----------------|---------------------|
| BOXSPRING 32 | 208 | 200 | 180 | 32 | 180 | 160 | 200 | 180 |
| | 208 | 200 | 160 | 32 | 160 | 160 | 200 | 160 |

Taburet
(p. 133)

No. 11



No. 1





WILD

BOXSPRING 32

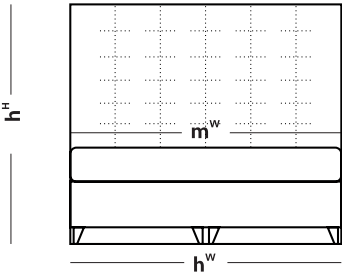
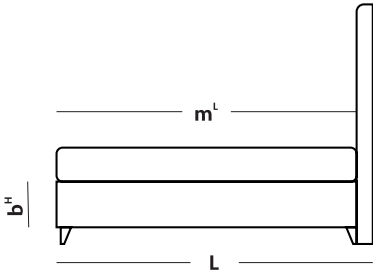

| L | b ^L | b ^W | b ^H | h ^W | h ^H | m ^L | m ^W (cm) |
|-----|----------------|----------------|----------------|----------------|----------------|----------------|---------------------|
| 208 | 200 | 180 | 32 | 180 | 160 | 200 | 180 |
| 208 | 200 | 160 | 32 | 160 | 160 | 200 | 160 |

Taburet
(p. 133)

No. 16



No. 1





OPEN AR



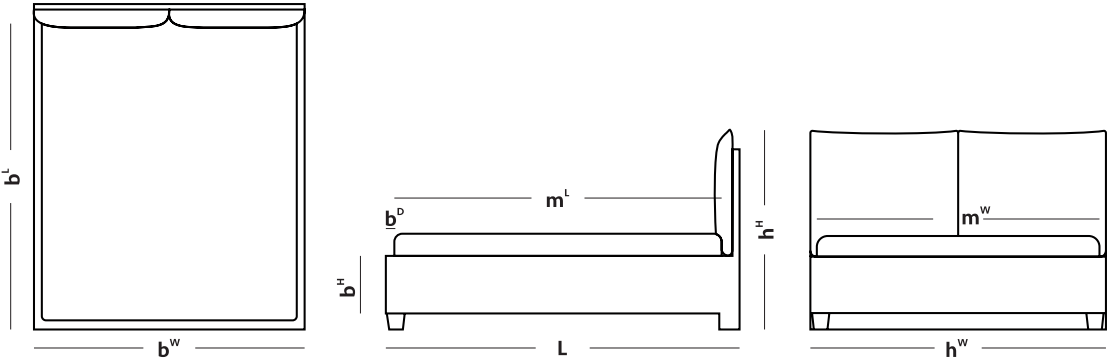
KINGSTONE

| | L | b ^L | b ^W | b ^H | b ^D | h ^W | h ^H | m ^L | m ^W (cm) |
|------------|-----|----------------|----------------|----------------|----------------|----------------|----------------|----------------|---------------------|
| DESIGN BED | 218 | 205 | 190 | 35 | 5 | 190 | 120 | 200 | 180 |
| | 218 | 205 | 170 | 35 | 5 | 170 | 120 | 200 | 160 |

Taburet
(p. 133)

No. 2

No. 1






HONEY

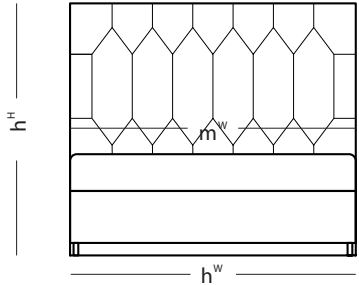
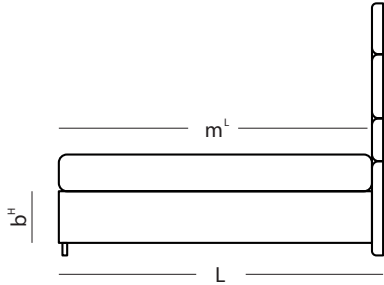

| | L | b ^L | b ^W | b ^H | b ^D | h ^W | h ^H | m ^L | m ^W (cm) |
|------------|-----|----------------|----------------|----------------|----------------|----------------|----------------|----------------|---------------------|
| DESIGN BED | 213 | 205 | 190 | 35 | 5 | 190 | 160 | 200 | 180 |
| | 213 | 205 | 170 | 35 | 5 | 170 | 160 | 200 | 160 |

Taburet
(p. 133)

No. 8



No. 1




MELVA

BOXSPRING 32

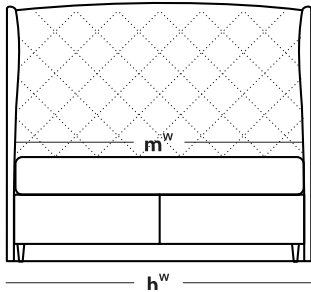
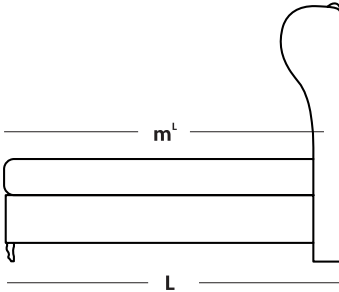


| L | b ^L | b ^W | b ^H | h ^W | h ^H | m ^L | m ^W (cm) |
|-----|----------------|----------------|----------------|----------------|----------------|----------------|---------------------|
| 208 | 200 | 180 | 32 | 186 | 160 | 200 | 180 |
| 208 | 200 | 160 | 32 | 166 | 160 | 200 | 160 |

Taburet
(p. 133)

No. 13



No. 1




OPEN AR

SPECTRA

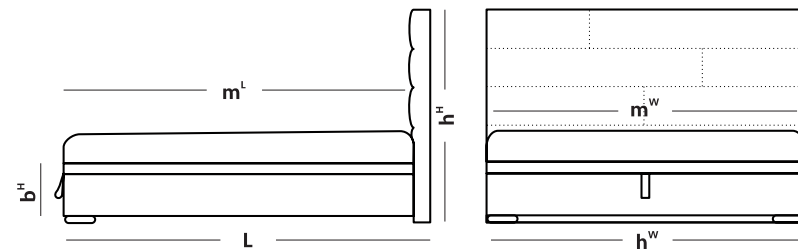
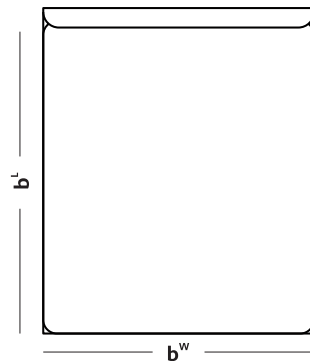
| | L | b ^L | b ^W | b ^H | h ^W | h ^H | m ^L | m ^W (cm) |
|------|-----|----------------|----------------|----------------|----------------|----------------|----------------|---------------------|
| MAXI | 208 | 200 | 180 | 32 | 180 | 130 | 200 | 180 |
| | 208 | 200 | 160 | 32 | 160 | 130 | 200 | 160 |

Taburet
(p. 133)

No. 7



No. 1



OPEN AR

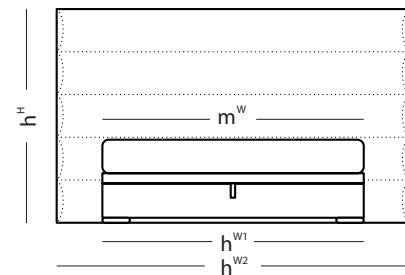
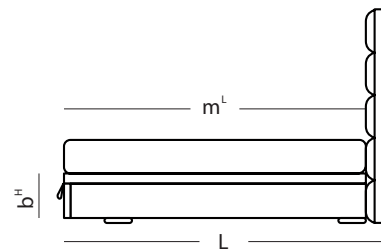
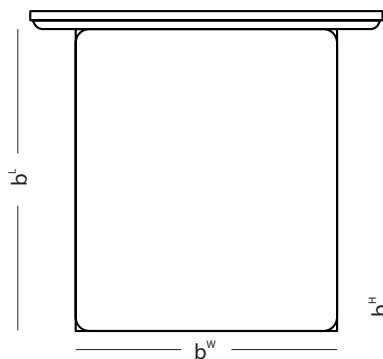


HORIZONTAL

| | L | b ^L | b ^W | b ^H | h ^{W1} | h ^{W2} | h ^H | m ^L | m ^W (cm) |
|------|-----|----------------|----------------|----------------|-----------------|-----------------|----------------|----------------|---------------------|
| MAXI | 210 | 200 | 180 | 32 | 180 | 240 | 145 | 200 | 180 |
| | 210 | 200 | 160 | 32 | 160 | 220 | 145 | 200 | 160 |

Taburet
(p. 133)

No. 3

No. 1



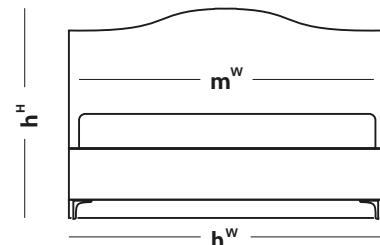
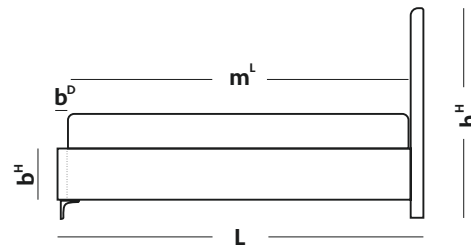


OPEN AR

NAVY

| | L | b ^L | b ^W | b ^H | b ^D | h ^W | h ^H | m ^L | m ^W (cm) |
|------------|-----|----------------|----------------|----------------|----------------|----------------|----------------|----------------|---------------------|
| DESIGN BED | 213 | 205 | 190 | 30 | 5 | 190 | 123 | 200 | 180 |
| | 213 | 205 | 170 | 30 | 5 | 170 | 123 | 200 | 160 |

Taburet
(p. 133)

No. 1



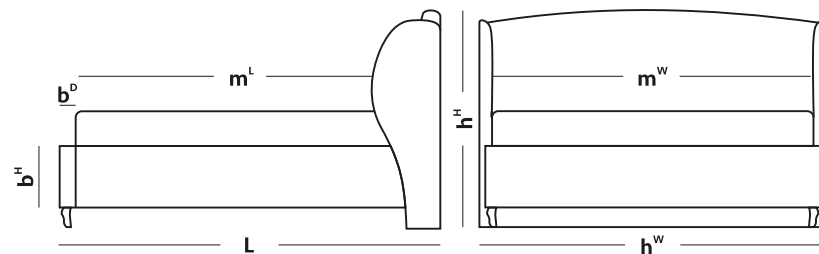
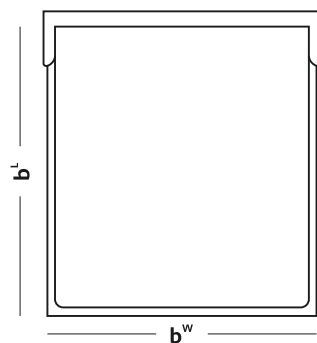

OPEN AR

ENIF

| | L | b ^L | b ^W | b ^H | b ^D | h ^W | h ^H | m ^L | m ^W (cm) |
|------------|-----|----------------|----------------|----------------|----------------|----------------|----------------|----------------|---------------------|
| DESIGN BED | 213 | 205 | 190 | 35 | 5 | 196 | 123 | 200 | 180 |
| | 213 | 205 | 170 | 35 | 5 | 176 | 123 | 200 | 160 |

Taburet
(p. 133)

No. 1




OPEN AR

GEMINI

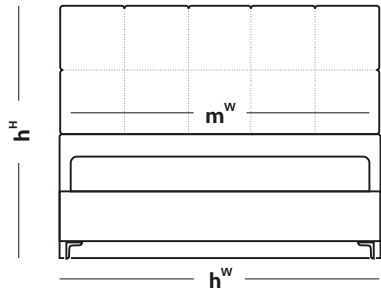
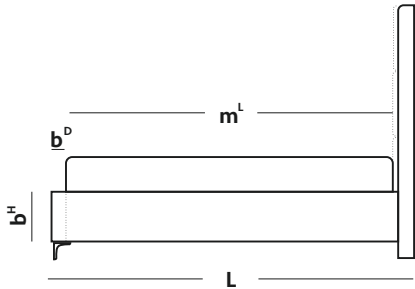
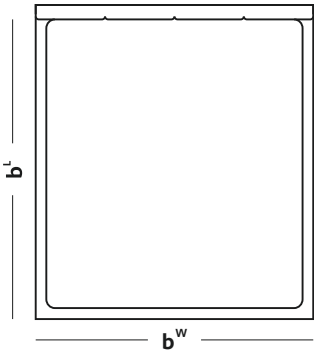
| | L | b ^L | b ^W | b ^H | b ^D | h ^W | h ^H | m ^L | m ^W (cm) |
|------------|-----|----------------|----------------|----------------|----------------|----------------|----------------|----------------|---------------------|
| DESIGN BED | 213 | 205 | 190 | 30 | 5 | 190 | 150 | 200 | 180 |
| | 213 | 205 | 170 | 30 | 5 | 170 | 150 | 200 | 160 |

Taburet
(p. 133)

No. 6



No. 1



OPEN AR



FRANCESCA LUX

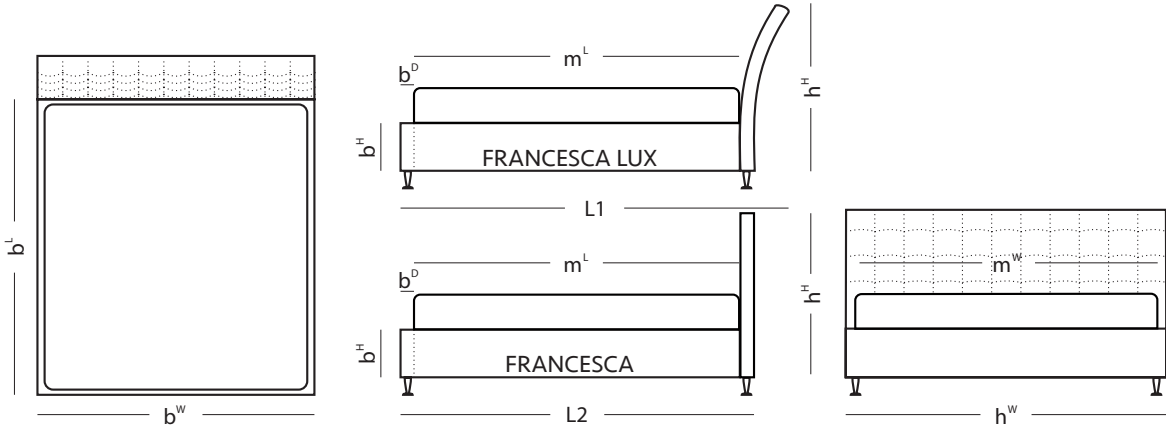
| | L1 L2 | b ^L | b ^W | b ^H | b ^D | h ^W | h ^H | m ^L | m ^W (cm) |
|------------|-----------|----------------|----------------|----------------|----------------|----------------|----------------|----------------|---------------------|
| DESIGN BED | 231 216 | 205 | 190 | 30 | 5 | 190 | 103 | 200 | 180 |
| | 231 216 | 205 | 170 | 30 | 5 | 170 | 103 | 200 | 160 |

Taburet
(p. 133)

No. 12



No. 1





OPEN AR



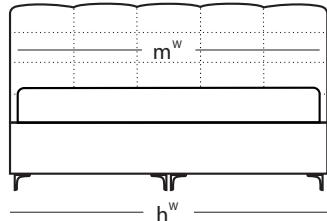
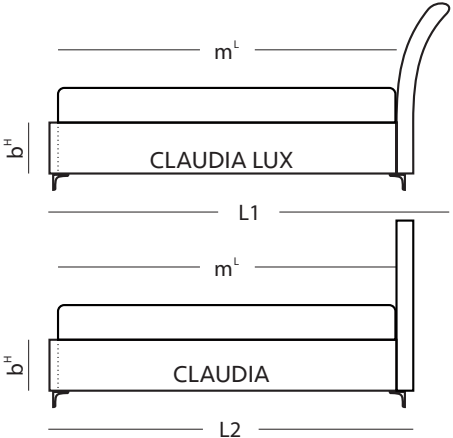
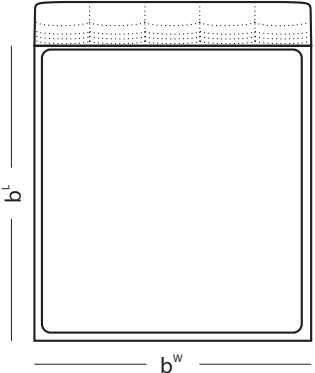
CLAUDIA LUX

| | L1 L2 | b ^L | b ^W | b ^H | b ^D | h ^W | h ^H | m ^L | m ^W (cm) |
|------------|-----------|----------------|----------------|----------------|----------------|----------------|----------------|----------------|---------------------|
| DESIGN BED | 234 219 | 208 | 196 | 30 | 8 | 196 | 103 | 200 | 180 |
| | 234 219 | 208 | 176 | 30 | 8 | 176 | 103 | 200 | 160 |

Taburet
(p. 133)

No. 16

No. 1



ALESIA

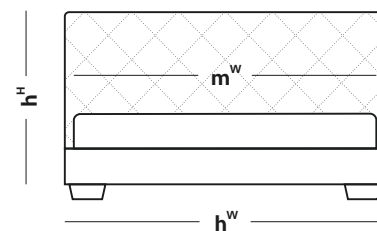
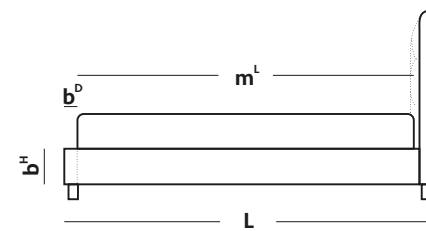


| | L | b ^L | b ^W | b ^H | b ^D | h ^W | h ^H | m ^L | m ^W (cm) |
|------------|-----|----------------|----------------|----------------|----------------|----------------|----------------|----------------|---------------------|
| DESIGN BED | 217 | 205 | 190 | 30 | 5 | 190 | 103 | 200 | 180 |
| | 217 | 205 | 170 | 30 | 5 | 170 | 103 | 200 | 160 |

Taburet
(p. 133)

No. 13



No. 1



OPEN AR



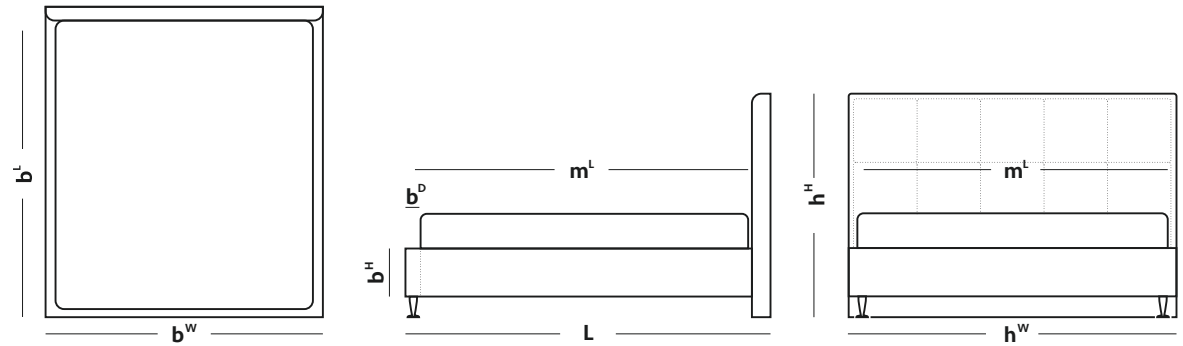
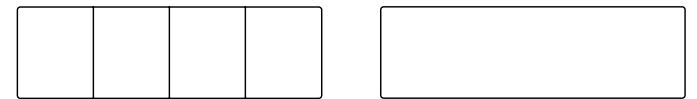
VEGA

| | L | b ^L | b ^W | b ^H | b ^D | h ^W | h ^H | m ^L | m ^W (cm) |
|------------|-----|----------------|----------------|----------------|----------------|----------------|----------------|----------------|---------------------|
| DESIGN BED | 213 | 205 | 190 | 30 | 5 | 190 | 130 | 200 | 180 |
| | 213 | 205 | 170 | 30 | 5 | 170 | 130 | 200 | 160 |

Taburet
(p. 133)

No. 6

No. 1






BELLATRIX

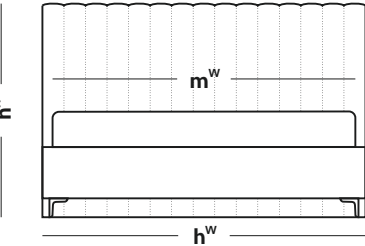
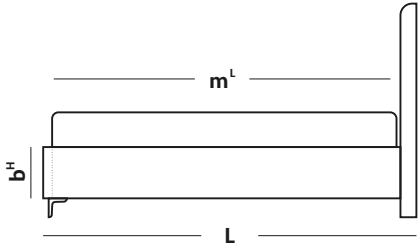
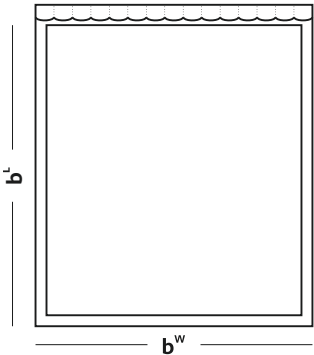
| | L | b ^L | b ^W | b ^H | b ^D | h ^W | h ^H | m ^L | m ^W (cm) |
|------------|-----|----------------|----------------|----------------|----------------|----------------|----------------|----------------|---------------------|
| DESIGN BED | 213 | 205 | 190 | 35 | 5 | 190 | 120 | 200 | 180 |
| | 213 | 205 | 170 | 35 | 5 | 170 | 120 | 200 | 160 |

Taburet
(p. 133)

No. 10



No. 1

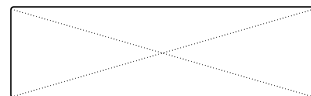


ATLAS

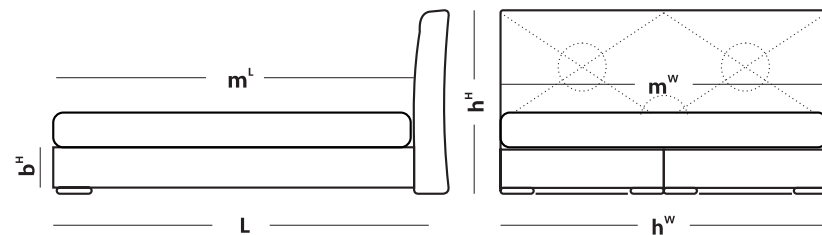
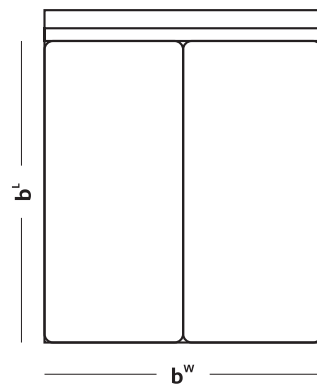
| | L | b ^L | b ^W | b ^H | h ^W | h ^H | m ^L | m ^W (cm) |
|--------------|-----|----------------|----------------|----------------|----------------|----------------|----------------|---------------------|
| BOXSPRING 22 | 225 | 200 | 180 | 22 | 180 | 100 | 200 | 180 |
| | 225 | 200 | 160 | 22 | 160 | 100 | 200 | 160 |

Taburet
(p. 133)

No. 8



No. 1




OPEN AR

CORONA

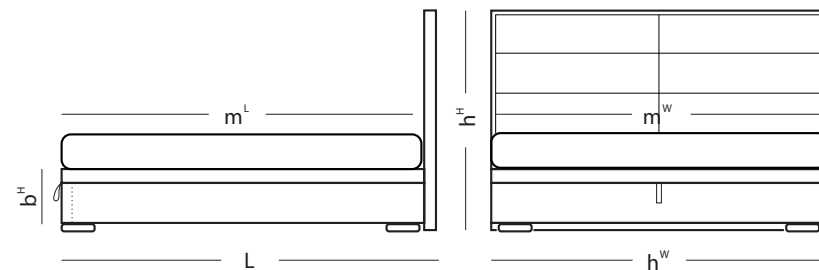
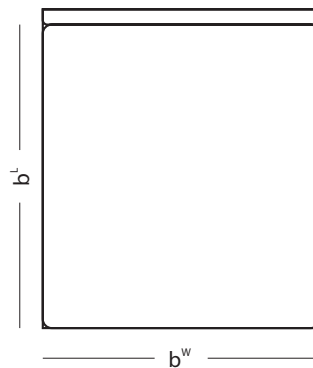

| | L | b ^L | b ^W | b ^H | h ^W | h ^H | m ^L | m ^W (cm) |
|------|-----|----------------|----------------|----------------|----------------|----------------|----------------|---------------------|
| MAXI | 208 | 200 | 180 | 32 | 180 | 120 | 200 | 180 |
| | 208 | 200 | 160 | 32 | 160 | 120 | 200 | 160 |

Taburet
(p. 133)

No. 4



No. 1



PARIS

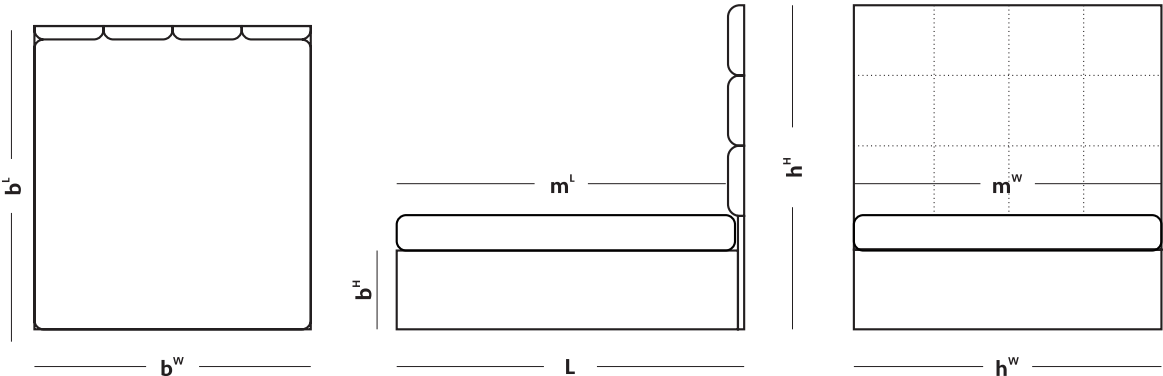
| | L | b ^L | b ^W | b ^H | h ^W | h ^H | m ^L | m ^W (cm) |
|--------------|-----|----------------|----------------|----------------|----------------|----------------|----------------|---------------------|
| BOXSPRING 32 | 208 | 200 | 180 | 32 | 180 | 197 | 200 | 180 |
| + COVER | 208 | 200 | 160 | 32 | 160 | 197 | 200 | 160 |

Taburet
(p. 133)

No. 6



No. 1



OPEN AR

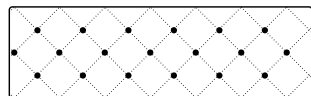
VIENNA

BOXSPRING 32

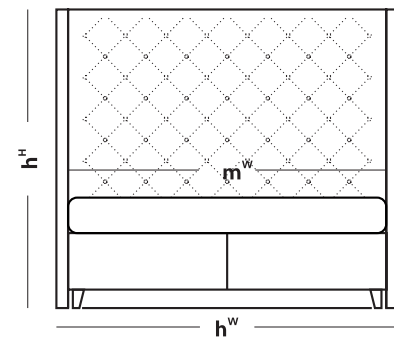
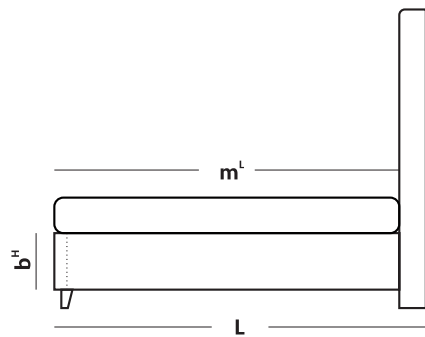
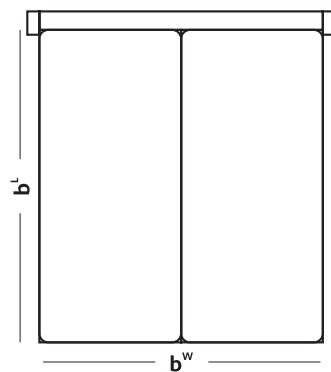
| L | b ^L | b ^W | b ^H | h ^W | h ^H | m ^L | m ^W (cm) |
|-----|----------------|----------------|----------------|----------------|----------------|----------------|---------------------|
| 208 | 200 | 180 | 32 | 190 | 160 | 200 | 180 |
| 208 | 200 | 160 | 32 | 170 | 160 | 200 | 160 |

Taburet
(p. 133)

No. 15



No. 1



OPEN AR

NOBILIA

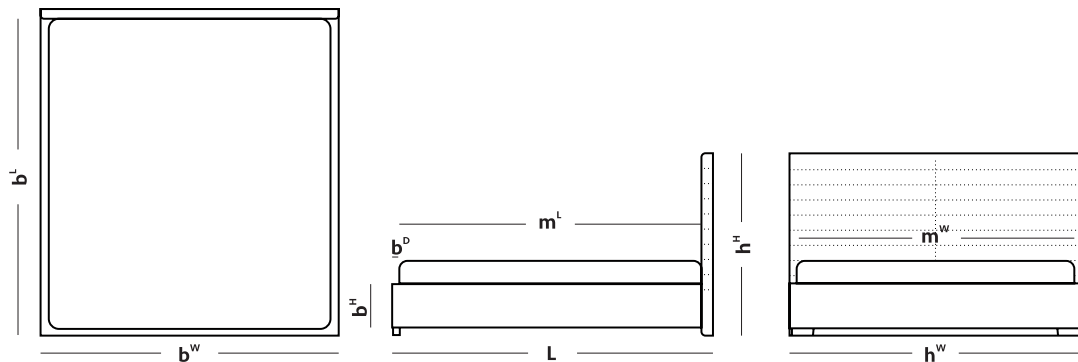
| | L | b ^L | b ^W | b ^H | b ^D | h ^W | h ^H | m ^L | m ^W (cm) |
|------------|-----|----------------|----------------|----------------|----------------|----------------|----------------|----------------|---------------------|
| DESIGN BED | 213 | 205 | 190 | 30 | 5 | 190 | 120 | 200 | 180 |
| | 213 | 205 | 170 | 30 | 5 | 170 | 120 | 200 | 160 |

Taburet
(p. 133)

No. 9



No. 1





OPEN AR

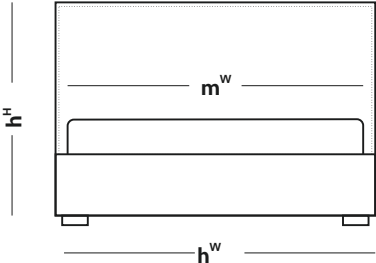
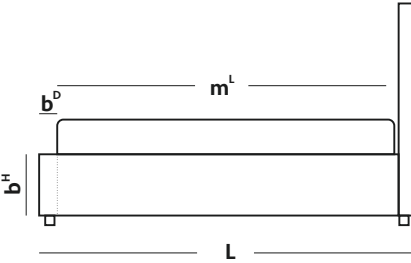



ARGENTINA

| | L | b ^L | b ^W | b ^H | b ^D | h ^W | h ^H | m ^L | m ^W (cm) |
|------------|-----|----------------|----------------|----------------|----------------|----------------|----------------|----------------|---------------------|
| DESIGN BED | 213 | 205 | 190 | 35 | 5 | 190 | 120 | 200 | 180 |
| | 213 | 205 | 170 | 35 | 5 | 170 | 120 | 200 | 160 |

Taburet
(p. 133)

No. 1





OPEN AR



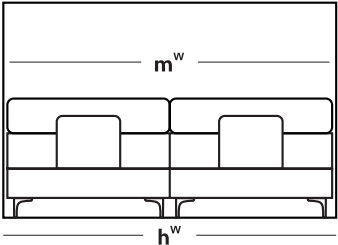
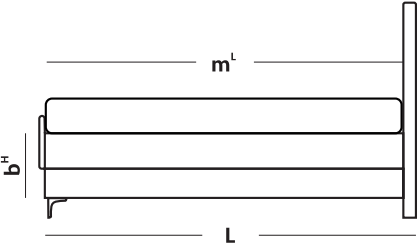
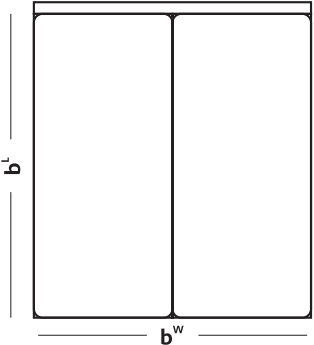
SIRIUS

BOXSPRING
MOBIL

| L | b ^L | b ^W | b ^H | h ^W | h ^H | m ^L | m ^W (cm) |
|-----|----------------|----------------|----------------|----------------|----------------|----------------|---------------------|
| 208 | 200 | 180 | 32 | 180 | 120 | 200 | 180 |
| 208 | 200 | 160 | 32 | 160 | 120 | 200 | 160 |

Taburet
(p. 133)

No. 1





OPEN AR



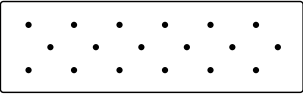
VELORUM

BOXSPRING 32

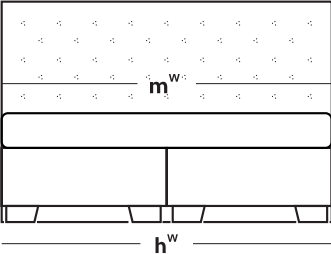
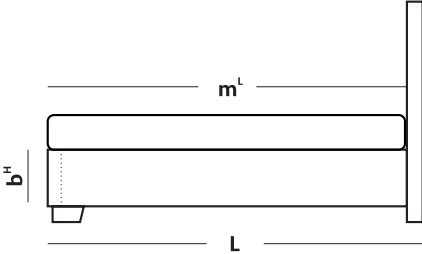
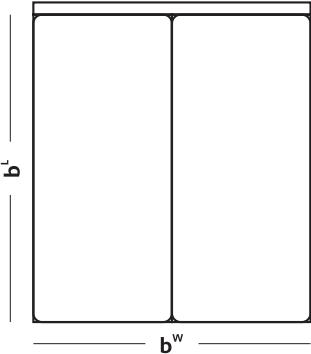
| L | b ^L | b ^W | b ^H | h ^W | h ^H | m ^L | m ^W (cm) |
|-----|----------------|----------------|----------------|----------------|----------------|----------------|---------------------|
| 208 | 200 | 180 | 32 | 180 | 120 | 200 | 180 |
| 208 | 200 | 160 | 32 | 160 | 120 | 200 | 160 |

Taburet
(p. 133)

No. 14



No. 1

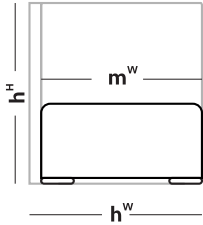
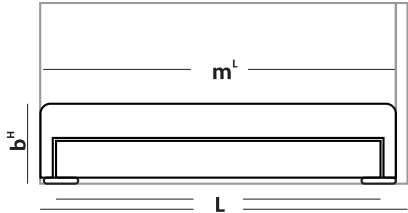
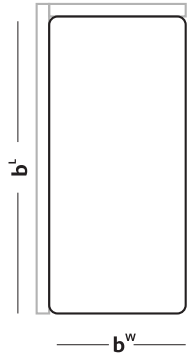




CORIUM SLIDE

NEW

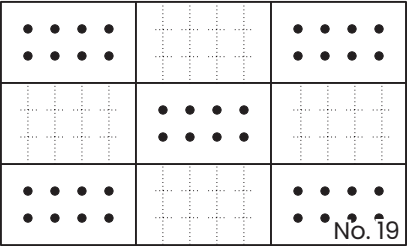
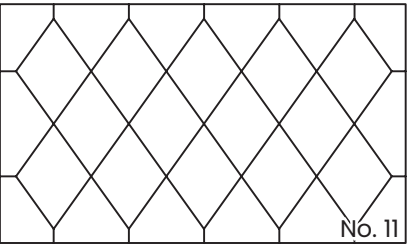
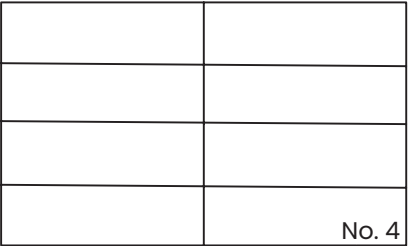
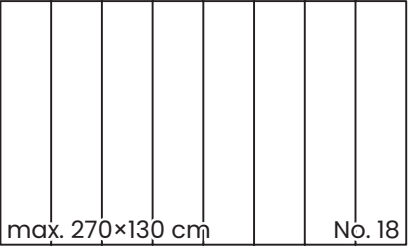
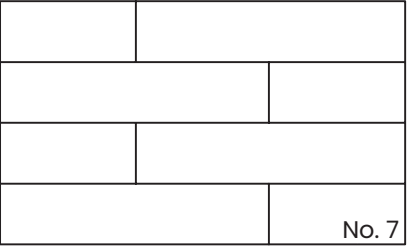
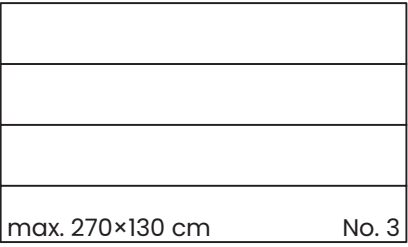
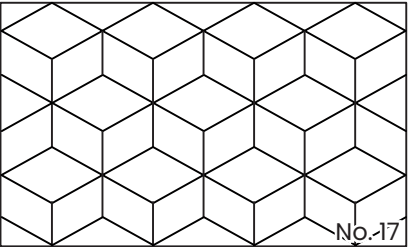

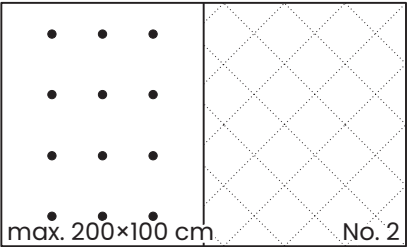
| | L | b ^L | b ^W | b ^H | h ^W | h ^H | m ^L | m ^W (cm) |
|-----------|-----|----------------|----------------|----------------|----------------|----------------|----------------|---------------------|
| BOXSPRING | 210 | 200 | 95 | 46 | 105 | 120 | 200 | 95 |
| Slide | | | | | | | 185 | 90 |





WALL

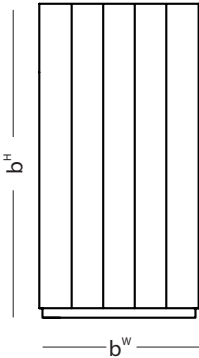
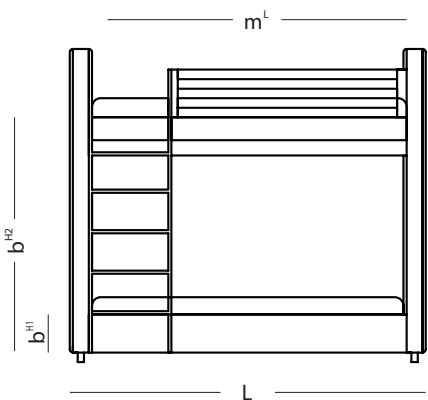
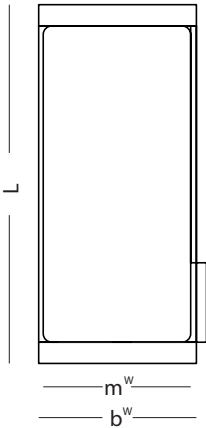
NEW





TWINS

| L | b ^w | b ^H | b ^{H1} | b ^{H2} | m ^L | m ^w (cm) |
|-----|----------------|----------------|-----------------|-----------------|----------------|---------------------|
| 224 | 100 | 197 | 30 | 154 | 200 | 90 |

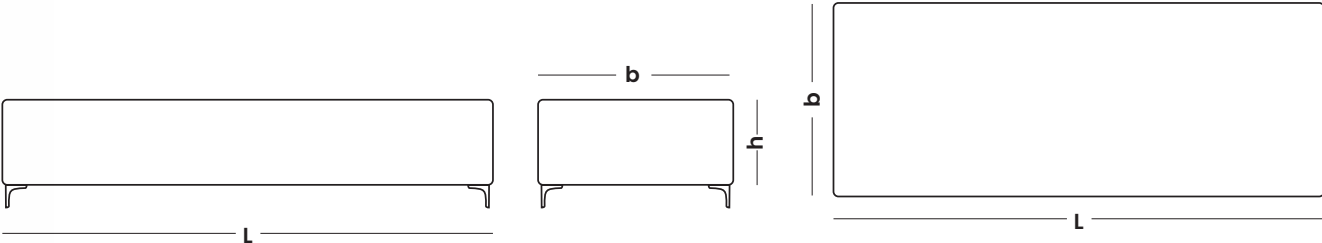


NEW



AMIRA

| L | b | h | L ^r | h ^r | L ^w | h ^w (cm) |
|-----|-------|---------|----------------|----------------|----------------|---------------------|
| 200 | 80/90 | 22 – 45 | 70 | 23 | 80/90 | 28 |

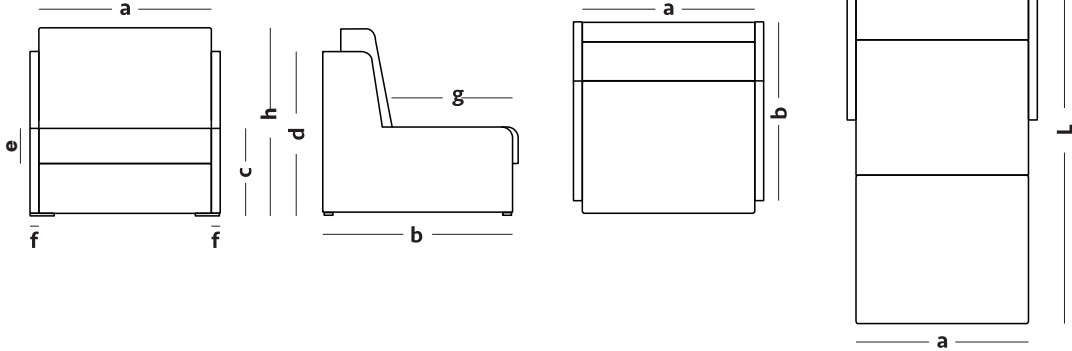


NEW



SIESTA

| a | b | c | d | e | f | g | h | L (cm) |
|----|----|----|----|----|---|----|----|--------|
| 80 | 88 | 40 | 75 | 14 | 5 | 60 | 86 | 188 |

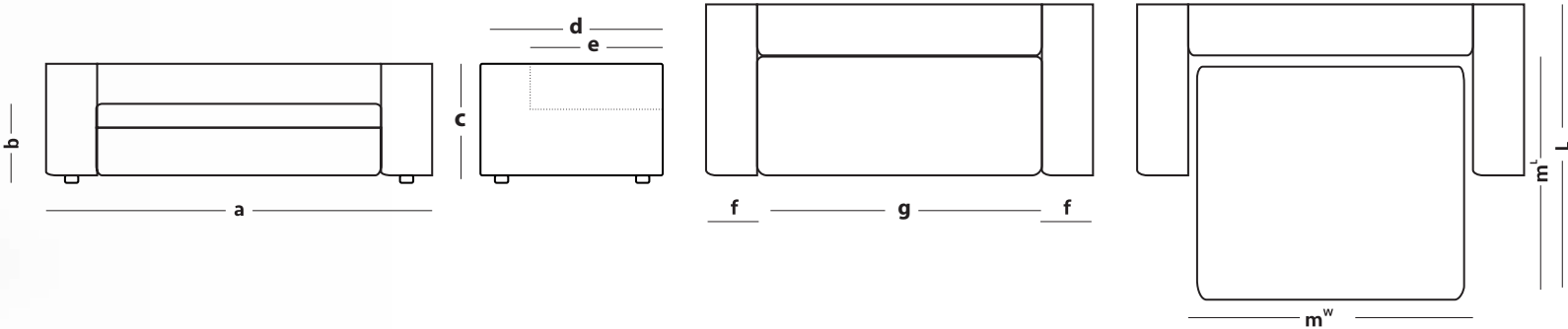


NEW



SOFABED BARI

| | a | b | c | d | e | f | g | m ^L | m ^w | L (cm) |
|-------------|-----|----|----|-----|----|----|-----|----------------|----------------|--------|
| BARI DOUBLE | 210 | 49 | 68 | 100 | 62 | 30 | 152 | 190 | 140 | 240 |
| BARI TRIPLE | 230 | 49 | 68 | 100 | 62 | 30 | 172 | 190 | 160 | 240 |

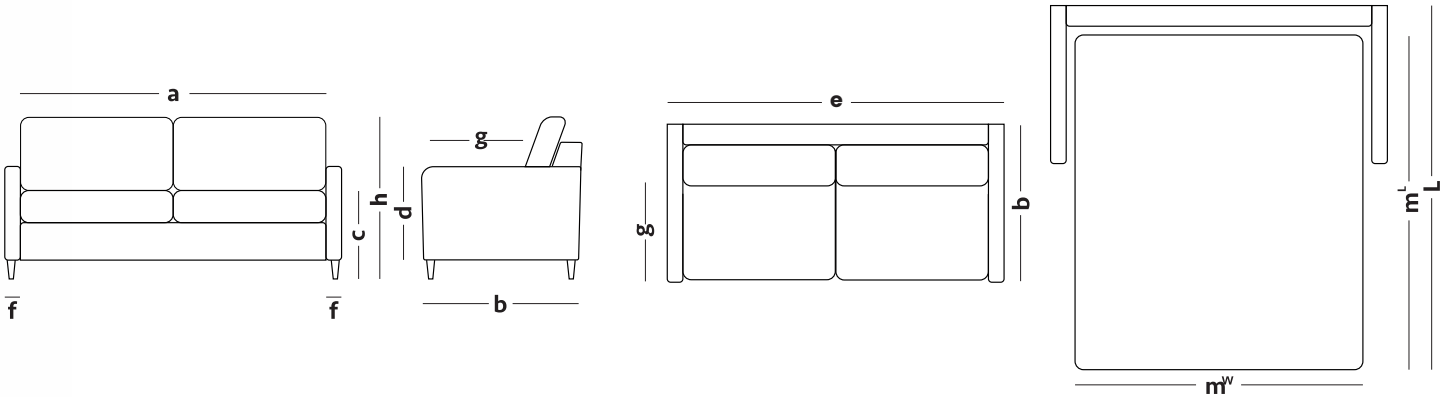


NEW



SOFABED TORVI

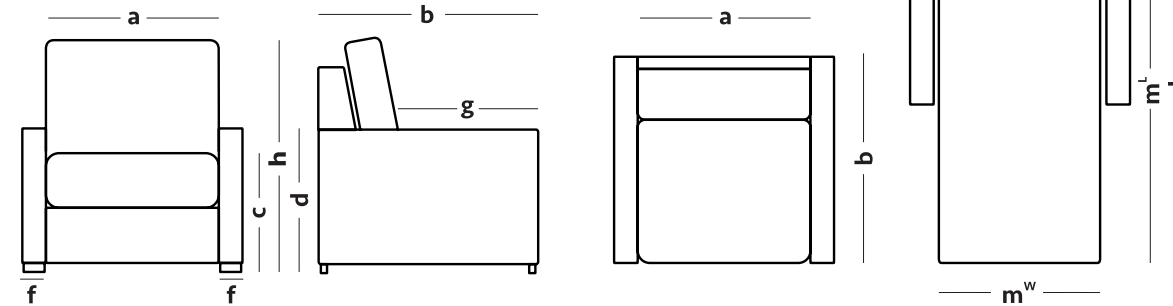
| | a | b | c | d | e | f | g | h | m ^L | m ^w | L (cm) |
|----------------|-----|----|----|----|-----|----|----|----|----------------|----------------|--------|
| SOFABED DOUBLE | 163 | 93 | 55 | 56 | 183 | 10 | 60 | 96 | 190 | 140 | 215 |
| SOFABED TRIPLE | 183 | 93 | 55 | 56 | 203 | 10 | 60 | 96 | 190 | 160 | 215 |





SOFABED SINGLE

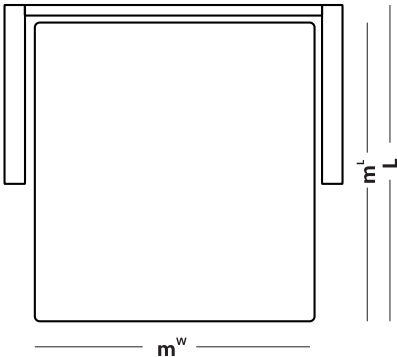
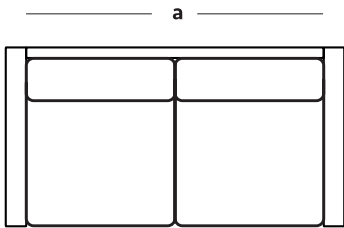
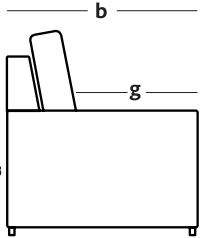
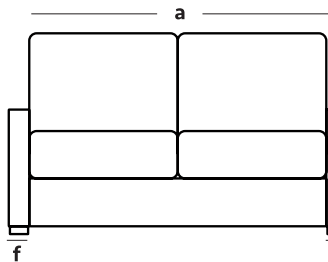
| a | b | c | d | f | g | h | m ^L | m ^w | L | (cm) |
|----|----|----|----|----------|----|----|----------------|----------------|-----|------|
| 80 | 98 | 48 | 60 | 13 17 21 | 55 | 85 | 190 | 80 | 215 | |



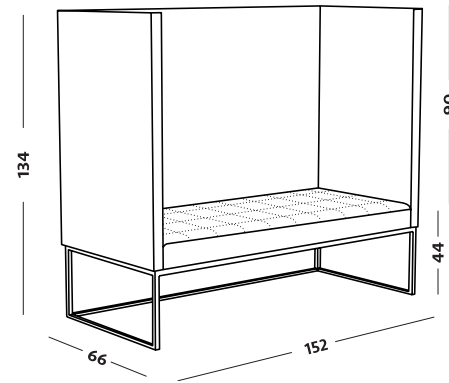


SOFABED DOUBLE

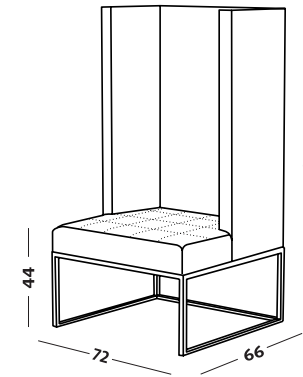
| | a | b | c | d | f | g | h | m ^L | m ^w | L (cm) |
|----------------|-----|----|----|----|----------|----|----|----------------|----------------|--------|
| SOFABED DOUBLE | 163 | 98 | 48 | 60 | 13 17 21 | 55 | 85 | 190 | 140 | 215 |
| SOFABED TRIPLE | 183 | 98 | 48 | 60 | 13 17 21 | 55 | 85 | 190 | 160 | 215 |



BOUDOIR MONT BLANC



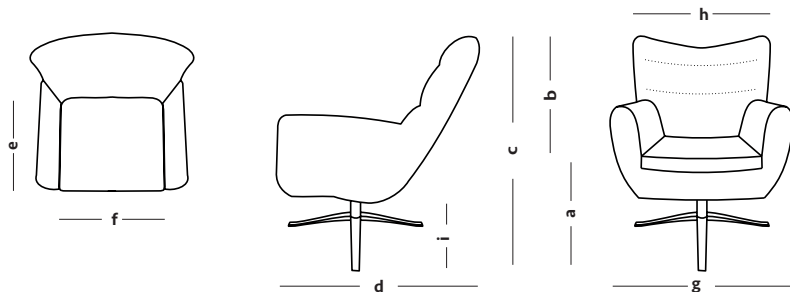
MONT BLANC





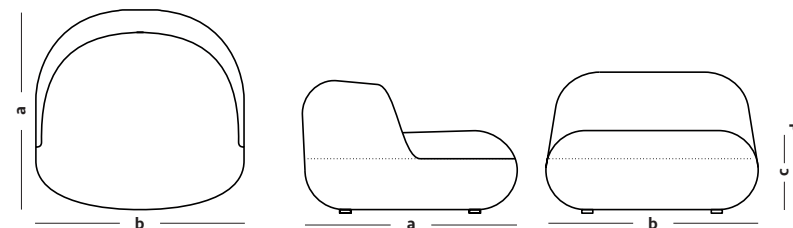
BOSS

| a | b | c | d | e | f | g | h | i | (cm) |
|----|----|-----|----|----|----|----|----|----|------|
| 50 | 50 | 105 | 95 | 50 | 50 | 78 | 95 | 30 | |

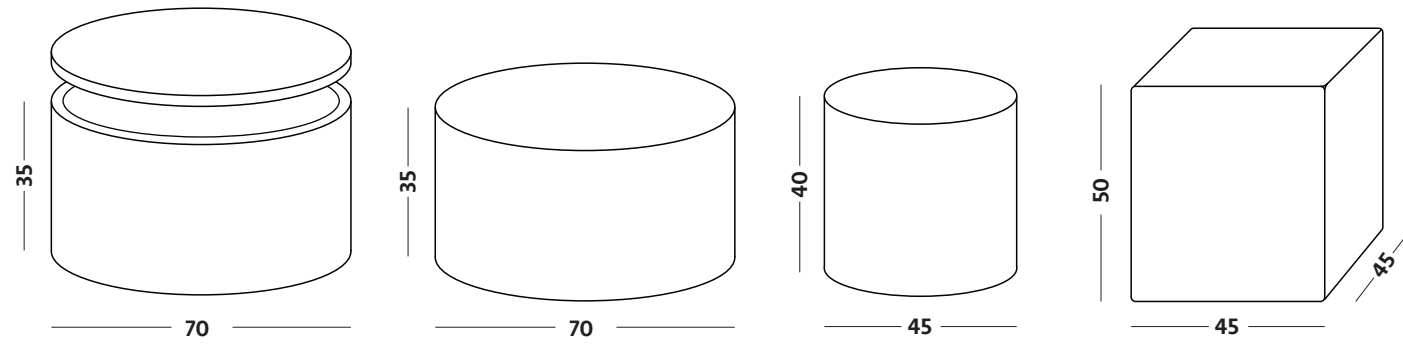


MOON

| a | b | c | d | (cm) |
|----|----|----|----|------|
| 93 | 90 | 45 | 63 | |



PUFF




NAEL

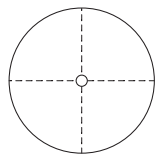
MONI

OLI

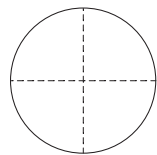
TINA




No. 1



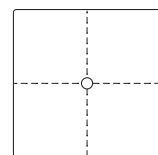
No. 2



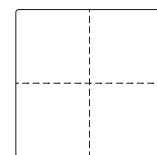
No. 3



No. 1



No. 2



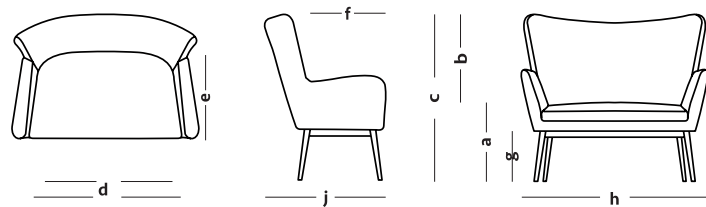
No. 3




NEW




BOUDOIR BREEZE




| | a | b | c | d | e | f | g | h | j | (cm) |
|-------|----|----|----|-----------|----|----|----|-----|----|------|
| CROSS | 45 | 53 | 98 | 116 100 | 56 | 54 | 31 | 140 | 84 | |



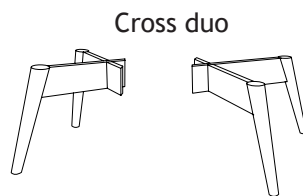
Button



Clean

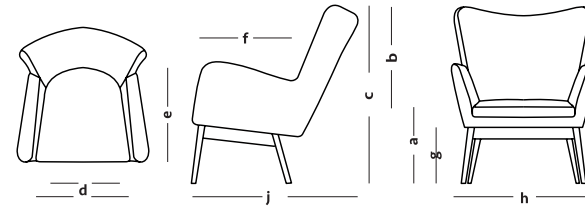


Mirach

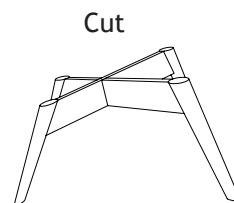


Cross duo

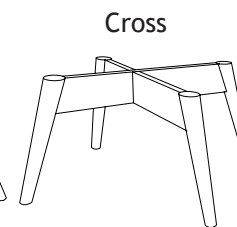
BREEZE



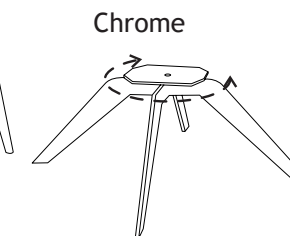
| | a | b | c | d | e | f | g | h | j | (cm) |
|-------|----|----|-----|---------|----|----|---------|----|----|------|
| CUT | 45 | 63 | 94 | 56 42 | 56 | 42 | 26 31 | 78 | 85 | |
| CROSS | 45 | 63 | 102 | 56 42 | 56 | 42 | 32 | 78 | 80 | |




Cut




Cross




Chrome



Button



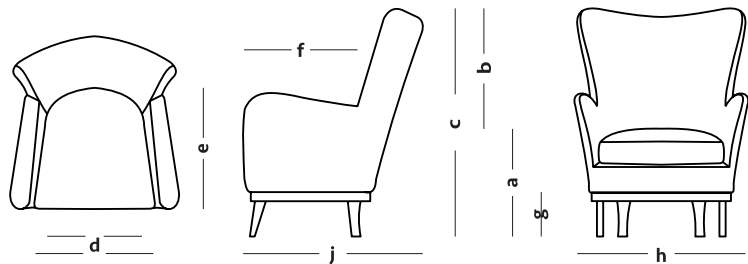
Clean




Mirach




DE LUXE




| | a | b | c | d | e | f | g | h | j | (cm) |
|---------------|----|----|-----|---------|----|----|----|----|----|------|
| CASTEL | 45 | 55 | 100 | 56 42 | 54 | 49 | 20 | 79 | 80 | |
| LINE | 46 | 55 | 101 | 56 42 | 54 | 49 | 21 | 79 | 80 | |



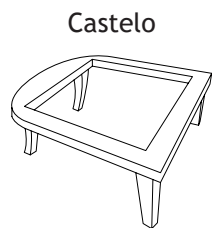
Button



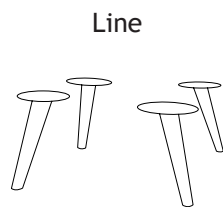
Clean



Mirach




Castelo

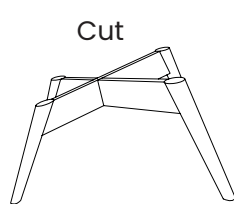


Line

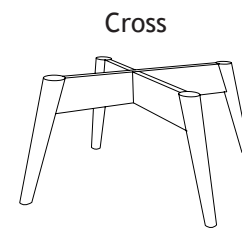
MODERN



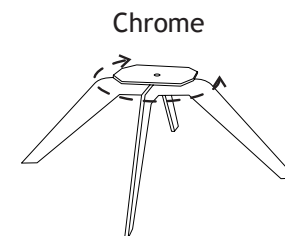
| | a | b | c | d | e | f | g | h | j | (cm) |
|--------------|----|----|----|---------|----|----|---------|----|----|------|
| CUT | 45 | 33 | 69 | 55 44 | 56 | 42 | 26 31 | 75 | 79 | |
| CROSS | 45 | 33 | 78 | 55 44 | 56 | 42 | 32 | 75 | 75 | |



Cut

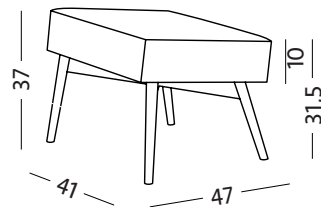


Cross

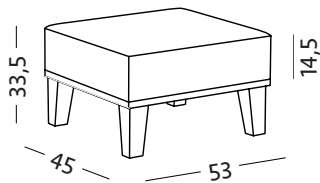


Chrome

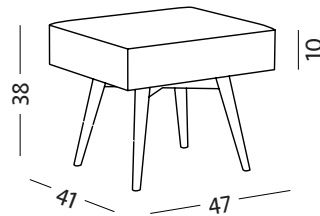
CUT



CASTELO

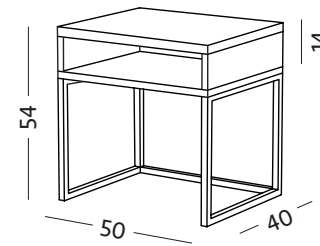


CROSS



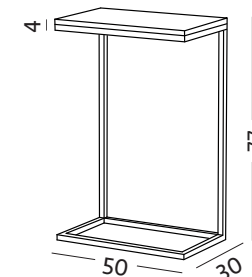
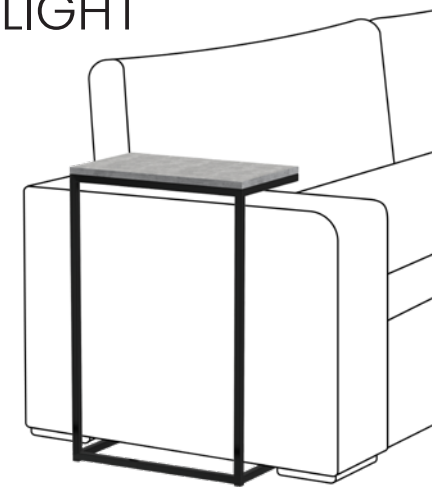
VITO

DARK / LIGHT



PIETRO

DARK / LIGHT

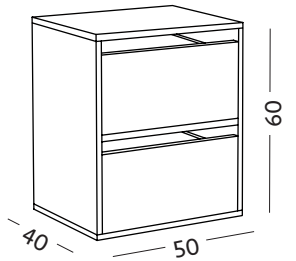


NEW

NEW

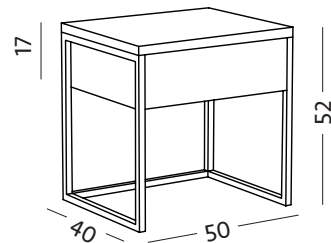
NIMO

DARK / LIGHT



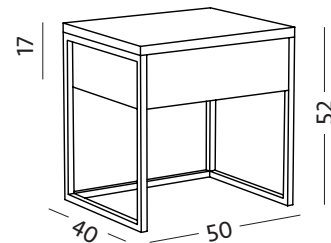
VITORIO U

DARK / LIGHT



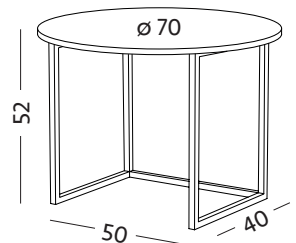
VITORIO L

DARK / LIGHT



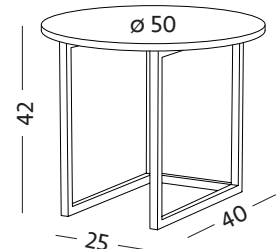
ANA

DARK / LIGHT



ANITA

DARK / LIGHT



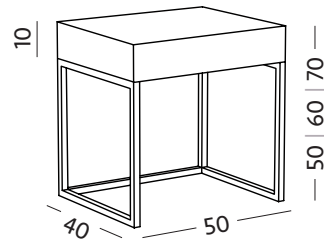
NEW



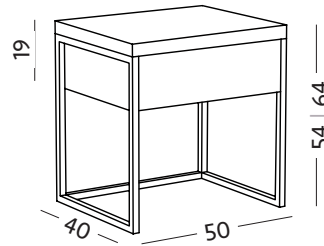
DARK

LIGHT

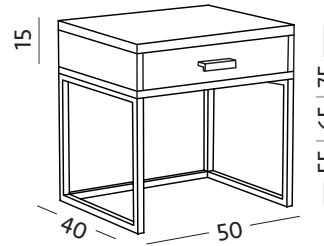
INDUSTRY



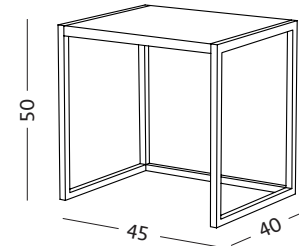
HEAVY OAK



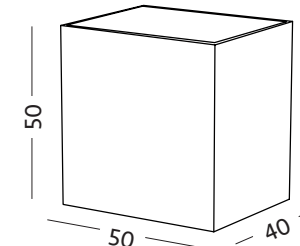
OAK



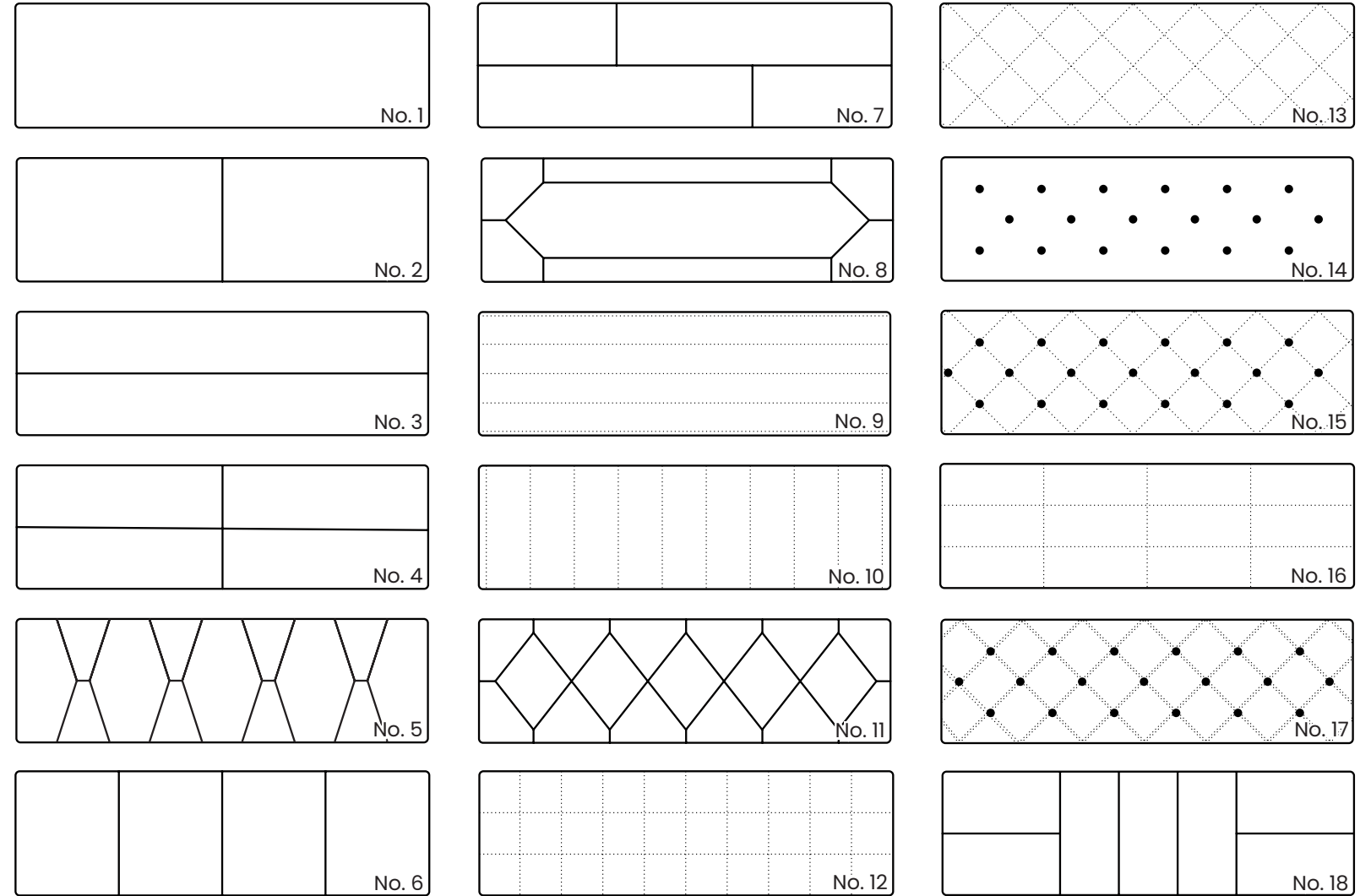

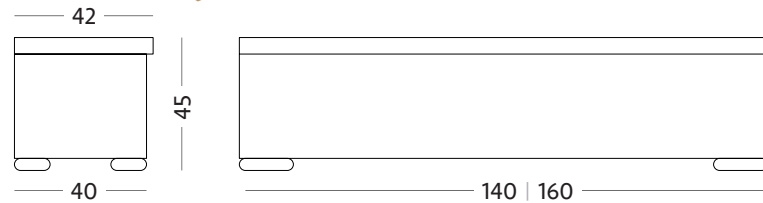
DAMIANI



CUBE



TABURET | BENCH



NEW



Flute

120 | 150 | 190 mm – black, bronze, chrome, gold

NEW



Line

120 | 150 | 220 mm – chrome, black, white

NEW



Light

150 mm – black

NEW



Floor angle

200 × 200 × 20 mm – chrome

NEW



Floor tube

200 mm × 32 mm – chrome

Floor

150 × 150 × 30 mm – chrome

NEW



Capri

200 mm – black | 190 mm – chrome

NEW



Dual

150 mm – black

NEW



Spider

120 | 150 mm – chrome

Fancy

130 mm – chrome



Industry

130 mm – black



Elegance

130 mm – black, white, chrome, gold



Polygon

100 mm – chrome



Metal

80 mm – chrome





Block ·

100 | 130 | 160 mm – natur, walnut, gray, wenge, black



Wood 1

88 | 100 | 130 mm – natur, gray, walnut, wenge, black



Tulip

130 mm – natur



Castello

130 mm – walnut



Cube

100 mm – cherry



Wood 2

80 mm – natur, walnut, gray, wenge, black



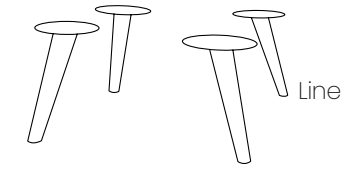
Wood 4

110 mm – natur, walnut, gray, wenge, black

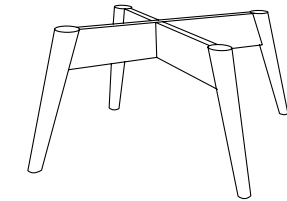


Wood 5

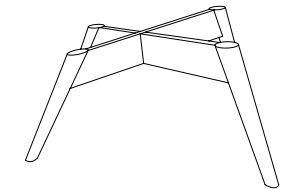
110 mm – natur, walnut, gray, wenge, black



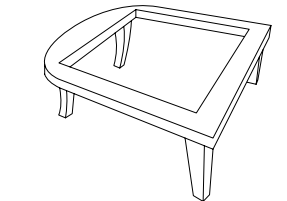
Line



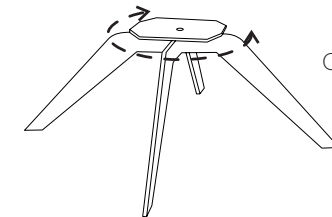
Cross



Cut




Castello



Chrome



Natur



White



Walnut



Wenge

- SK** Obsah katalógu je duševným vlastníctvom firmy Materasso Slovakia s. r. o.
Použit tieto materiály je možné len s uvedením ich vlastníka: © **Materasso Slovakia s. r. o.**
Nedodržanie týchto podmienok je právne **vymáhateľné ako porušenie autorských práv.**
Farby použitých materiálov sú ilustračné, môžu byť odlišné od skutočnosti.
- CZ** Obsah katalogu je duševním vlastnictvím firmy Materasso Slovakia s. r. o.
Použit tyto materiály lze pouze s uvedením jejich vlastníka: © **Materasso Slovakia s. r. o.**
Nedodržení těchto podmínek je právně **vymahatelné jako porušení autorských práv.**
Barvy použitých materiálů jsou ilustrační, mohou být odlišné od skutečnosti.
- EN** The content of the catalogue is the intellectual property of Materasso Slovakia s. r. o.
It is possible to use these materials only with the indication of their owner: © **Materasso Slovakia s. r. o.**
Failure to comply with these terms and conditions is legally **enforceable as copyright infringement.**
The colors of the materials used are illustrative, they may differ from the actual ones.
- PL** Zawartość katalogu jest własnością intelektualną Materasso Slovakia s. r. o.
Korzystanie z tych materiałów jest możliwe tylko za wskazaniem ich właściciela: © **Materasso Slovakia s. r. o.**
Nieprzestrzeganie tych warunków jest prawnie **egzekwowalne jako naruszenie praw autorskich.**
Kolory użytych materiałów mają charakter poglądowy, mogą różnić się od rzeczywistych.
- HU** A katalógus tartalma a Materasso Slovakia s. r. o. szellemi tulajdonát képezi.
Ezeket az anyagokat csak a tulajdonos feltüntetésével lehet felhasználni: © **Materasso Slovakia s. r. o.**
E feltételek be nem tartása jogilag érvényesíthető szerzői jogsértésként.
A felhasznált anyagok színei illusztrációs célokat szolgálnak, és eltérhetnek a valóságtól.
- DE** Der Inhalt des Katalogs ist geistiges Eigentum von Materasso Slovakia s. r. o.
Die Nutzung dieser Materialien ist nur mit Angabe des Eigentümers möglich: © **Materasso Slovakia s. r. o.**
Die Nichteinhaltung dieser Bestimmungen und Bedingungen kann als **Urheberrechtsverletzung rechtlich verfolgt werden.**
Die Farben der verwendeten Materialien sind illustrativ, sie können von den tatsächlichen abweichen.




Materasso
www.materasso.eu
2025

